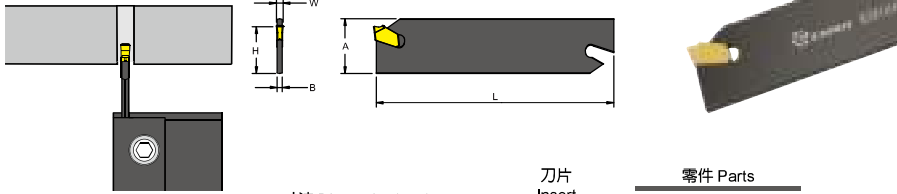


EIH

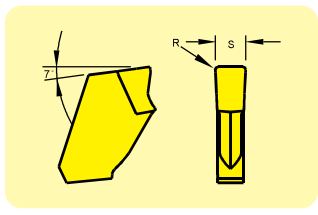


產品型號 Model No	在庫 Stock	寸法 Dimension(mm)					刀片 Insert	零件 Parts L型扳手 Wrench	價格 Price
		A	W	B	H	L			
EIH26-3	●	25.4	3	2.4	21	110	ETN3	EL-1	
EIH32-3	●	31.3	3	2.4	25	150			

- ECH
- DGM
- EC
- ETN3**
- GIP
- TGMF
- DGN
- MGMN
- GY2M

●刀片資料：ETN3→參考206頁
 ●Insert Detail：ETN3→Ref.Page-206
 ●刀座請參考“EBU”。
 ●Block refer “EBU” as below.
 ※EL-1此扳手需另外購買。
 ※EL-1(wrench) isn't include in the holders, it needs to purchase separately.

ETN3 刀片 TP INSERT

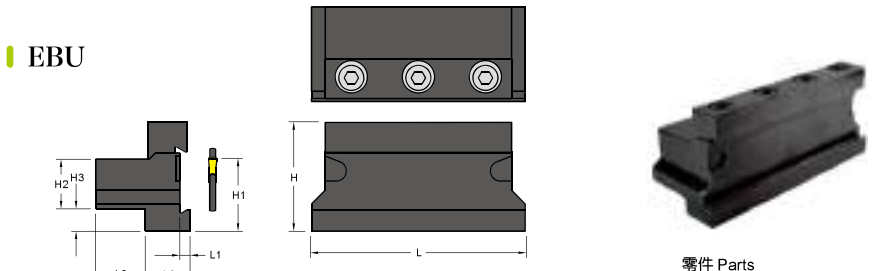


- ◆材質介紹→參考D頁 Grade Ref,Page-D
- ◆斷削槽選擇→參考F-H頁 Chipbreaker Ref,Page-F-H
- ◆切削條件→參考I頁 Cutting condition Ref,Page-I

形狀 Shape	型號 Model No	半徑 R	S	塗層硬質合金 Carbide Coated
				P BEF706
	ETN3-1E	0.3	0.3	●


H
切斷刀架
GROOVING

EBU



產品型號 Model No	在庫 Stock	寸法 Dimension(mm)					適用刀具 Assembly Holder	零件 Parts 螺絲 Screw L型扳手 Wrench	價格 Price
		H1	H2	H3	H	L			
EBU20-26	●	20	20	10	45	80	EIH26-3 EIH32-3	CS6-60 LW050	
EBU20-32	●	25	20	13.5	50	100			
EBU25-32	●	25	25	8.5	50	110			

Cutting Tools



2018-19



Aerospace Industry



Automotive Industry



Medical Industry

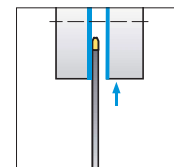
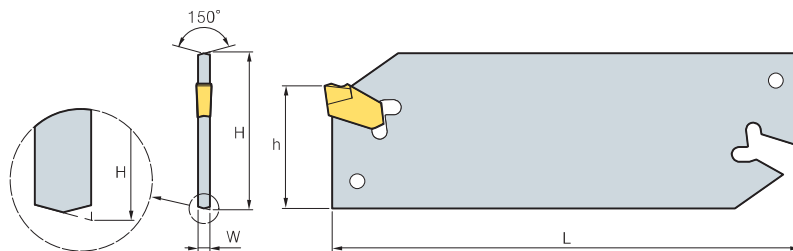


Railway Industry

SPB-S Type



SP



(mm)

Designation	H	W	L	h	Insert	Wrench	
SPB	1626-S	26	1.3	110	21	SP160	SW15S
	1826-S	26	1.5	110	21	SP180	
	226-S	26	1.6	110	21	SP200, SP200R/L	
	326-S	26	2.4	110	21	SP300, SP300R/L	
	426-S	26	3.2	110	21	SP400, SP400R/L	
	526-S	26	4.0	110	21	SP500, SP500R/L	
	626-S	26	5.2	110	21	SP600, SP600R/L	
	1632-S	32	1.3	150	25	SP160	
	1832-S	32	1.5	150	25	SP180	
	232-S	32	1.6	150	25	SP200, SP200R/L	
	332-S	32	2.4	150	25	SP300, SP300R/L	
	432-S	32	3.2	150	25	SP400, SP400R/L	
	532-S	32	4.0	150	25	SP500, SP500R/L	
	632-S	32	5.2	150	25	SP600, SP600R/L	

Insert

Application	Picture	Designation	Coated										Un-coated	Dimensions (mm)			Configuration
			NCM325	NC3120	NC3225	NC3030	NC5330	PC3500	PC8105	PC8110	PC5300	PC9030	STA30	W	l	r	
Parting tools		SP 160												1.6	7.8	0.16	<div style="display: flex; justify-content: space-around;"> <div style="text-align: center;"> <p>R type</p> </div> <div style="text-align: center;"> <p>Standard</p> </div> </div> <div style="margin-top: 10px;"> <p>L type</p> </div> <div style="margin-top: 10px;"> <p>W = ±0.1</p> </div>
		SP 180												1.8	9.3	0.16	
		SP 200	●			●	●			●	●	●		2.2	9.3	0.2	
		SP 200R				●						●		2.2	9.3	0.2	
		SP 200L										●		2.2	9.3	0.2	
		SP 300	●	●		●	●			●	●	●	●	3.1	11.3	0.2	
		SP 300R	●			●				●				3.1	11.3	0.2	
		SP 300L				●								3.1	11.3	0.2	
		SP 400	●	●		●	●			●	●	●		4.1	11.3	0.25	
		SP 400R				●				●				4.1	11.3	0.25	
		SP 400L				●								4.1	11.3	0.25	
		SP 500	●			●	●			●	●			5.1	11.4	0.3	
		SP 500R												5.1	11.4	0.3	
		SP 500L												5.1	11.4	0.3	
		SP 600				●	●				●			6.4	11.4	0.35	
		SP 600R												6.4	11.4	0.35	
SP 600L												6.4	11.4	0.35			

● : Stock item

