



益詮切削刀具

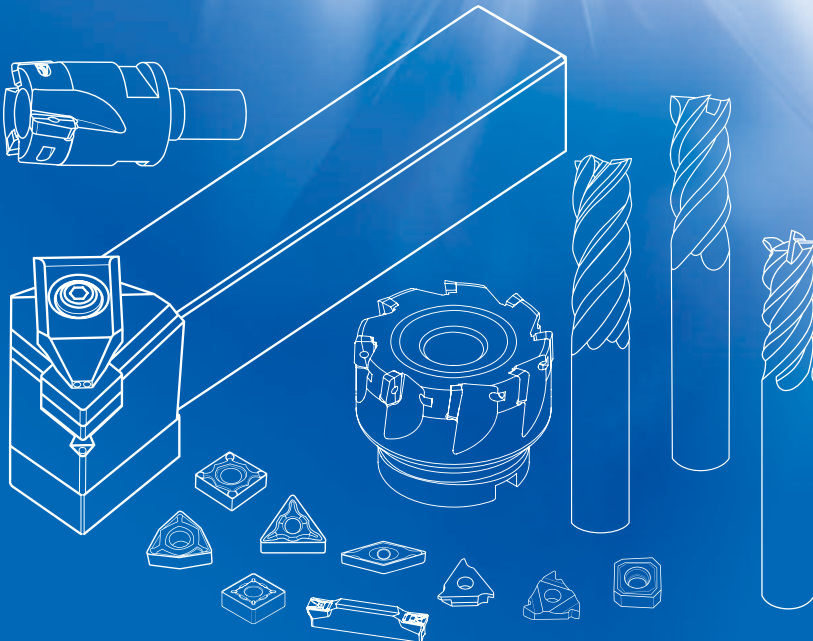
ECHAINTOOL CUTTING TOOLS



A Pioneer Leads Taiwan
Cutting Tools To World Market Arena.

有機床的地方就有益詮刀具

Wherever there are machint tools,
there are ECHAIN Cutting Tools.



A
刀片
INSERT

B
鎢鋼端銑刀
CARBIDE END MILL

C
外徑車刀架
TOOL HOLDER

D
外徑出水車刀架
TOOL HOLDER
WITH COOLANT

E
走心式車刀架
AUTOMATIC LATHES

F
手工具
HAND TOOLS

G
內徑車刀架
BORING BAR

H
切斷刀架
GROOVING

I
銑刀
END MILL
CUTTER

J
快速鑽頭
RAPID DRILL

K
機床配件
MACHINE
ACCESSORIES

2018.03

G

內徑車刀架

Boring Bar Series



◆內徑車刀識別系統 145
Boring Bar Identification System

◆內徑刀柄型式 146
Steel / carbide shank applications

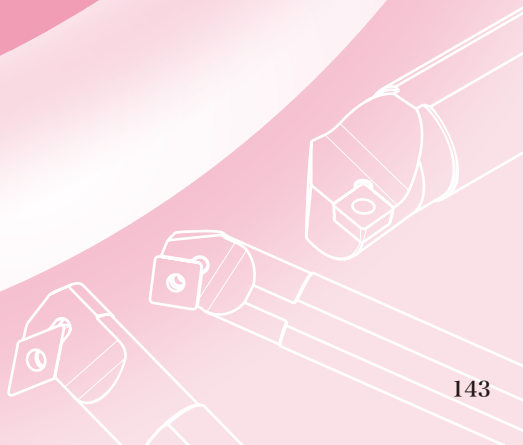
◆按刀桿尺寸分的推薦使用領域 146
Application range by shank type

◆刀桿材質選定 146
Shank Material Selection

◆內徑車刀系列索引表 147-151
Index of boring bar series

◆內徑車刀壓板系列索引表 152-153
Index of double insert clamp boring bar series

◆產品型號尺寸材質 154-195
Item name, Material and Specification



Quadruple Shock Resistance Boring Bar Series

四倍抗震內徑系列

中心出水式 Central coolant

高鋼性SKD61材質
中心出水方式
加強冷卻及排屑效果
有效提升刀片加工壽命

High rigid SKD61 material.
Central coolant.
Strengthen the cooling and chip
removal effect.
Improve insert processing life
effectively.

模具鋼 內孔刀

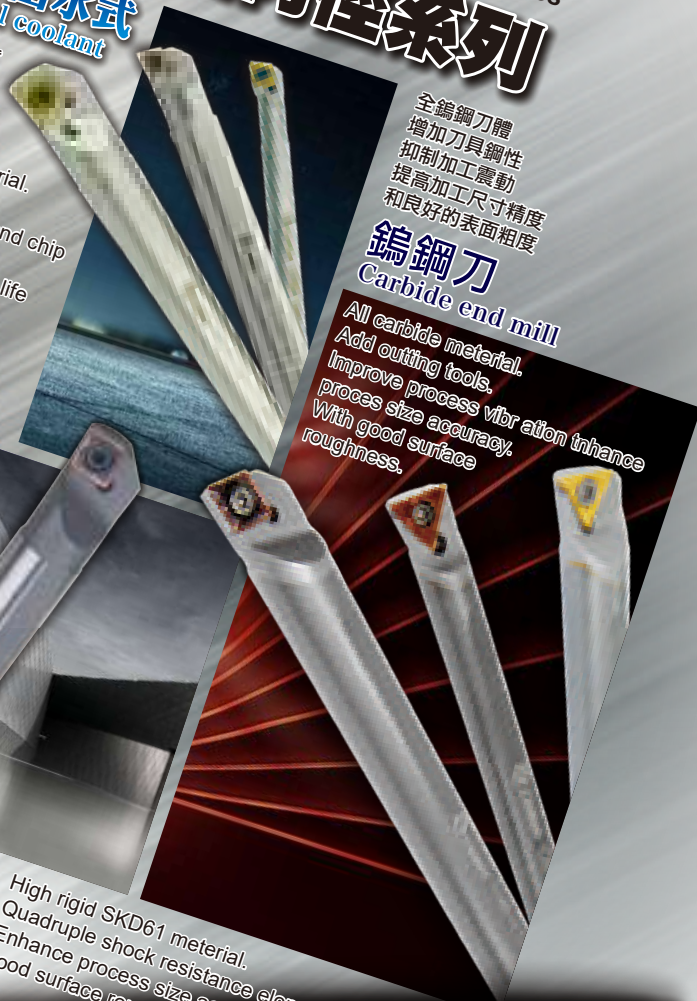
高鋼性SKD61材質
四倍抗震伸長量
提升加工尺寸精度
同時獲得良好表面粗度。

High rigid SKD61 material.
Quadruple shock resistance elongation.
Enhance process size accuracy with
good surface roughness.

全鎢鋼刀體
增加刀具鋼性
抑制加工震動
提高加工尺寸精度
和良好的表面粗度

鎢鋼刀 Carbide end mill

All carbide material.
Add cutting tools.
Improve process vibration enhance
process size accuracy.
With good surface
roughness.



內徑車刀識別系統

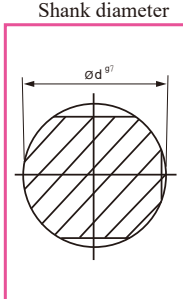
Boring Bar Identification System

S 32 S E C L N R 12

- 1 刀柄材質/樣式
Construction features/Type
- 2 刀柄直徑
Shank diameter
- 3 柄長
Shank length
- 4 夾持方式
Clamping system
- 5 刀片形狀
Insert shape
- 6 切刀形狀記號
Toolholder shape
- 7 離隙角
Relief angle
- 8 進刀變換
Version
- 9 切邊長度
Cutting edge length

- 1 刀柄材質/樣式 Construction features/Type 2 刀柄直徑 Shank diameter 3 柄長 Shank length(mm)

記號 Sign	材質及樣式 Construction features/Type
S	鋼 Steel
A	鋼 Steel(w) : 刀柄中心出水 Thru coolant
D	防震刀架 Devibrator
C	鑄鋼 Carbide
E	鑄鋼 Carbide (w) : 刀柄中心出水 Thru coolant
H	模具鋼 Alloy tool steel
R	迴轉刀頭 Rotating head



記號 Sign	長度 Length	記號 Sign	長度 Length
H	100	T	300
J	110	U	350
K	125	V	400
M	150	W	450
Q	180	Y	500
R	200	X	Special
S	250		

- 4 夾持方式 Clamping system



- 5 刀片形狀 Insert shape

記號 Sign	刀片形狀 Insert shape	角度 Angle
C		80°
D		菱形
V		
K		55°
S		90°
T		60°
W		80°

- 6 切刀形狀記號
Toolholder Shape

記號 Sign	切入角度 Toolholder shape
L	
U	
F	
K	
Z	
Q	

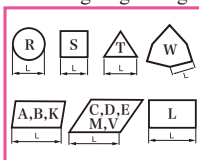
- 7 離隙角
Relief Angle

記號 Sign	離隙角 Relief Angle
B	
C	
N	
P	

- 8 進刀變換 Version

記號 Sign	方向 Direction
R	
L	

- 9 切邊長度
Cutting Edge Length



A
刀片
INSERT

B
鑄鋼端銑刀
CARBIDE END MILL

C
外徑車刀架
TOOL HOLDER

D
外徑出水車刀架
TOOL HOLDER WITH COOLANT

E
走心式車刀架
AUTOMATIC LATHES

F
手工具
HAND TOOLS

G
內徑車刀架
BORING BAR

H
切斷刀架
GROOVING

I
銑刀
END MILL CUTTER

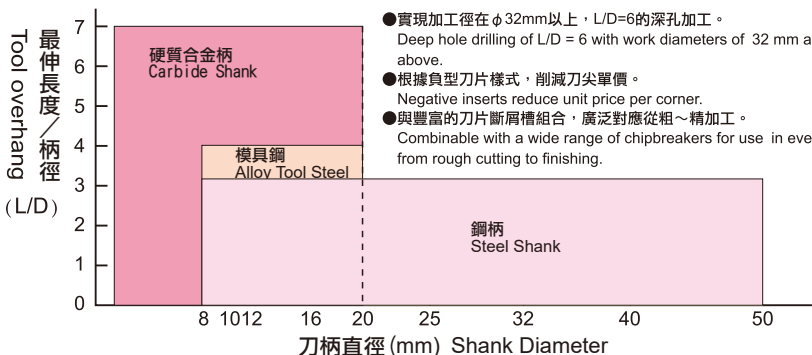
J
快速鑽頭
RAPID DRILL

K
機床配件
MACHINE ACCESSORIES

I 內徑刀柄型式 Steel / carbide shank applications

記號 Sign	材質及樣式 Construction features/Type	樣式圖解
A	鋼柄中心出水式 Steel Shank With Oil Hole	
C	鎢鋼刀柄 Carbide Shank	
S	一般鋼刀柄 Steel Shank	
H	模具鋼刀柄 Alloy Tool Steel	
-O	模具鋼刀柄中心出水式 Alloy Tool Steel Shank With Oil Hole	

II 按刀桿尺寸分的推薦使用領域 Application range by shank type



- 實現加工徑在 $\phi 32\text{mm}$ 以上、 $L/D=6$ 的深孔加工。
Deep hole drilling of $L/D = 6$ with work diameters of 32 mm and above.
- 根據負型刀片樣式，削減刀尖單價。
Negative inserts reduce unit price per corner.
- 與豐富的刀片斷屑槽組合，廣泛對應從粗～精加工。
Combinable with a wide range of chipbreakers for use in everything from rough cutting to finishing.

切削速度 Cutting Speed $V_c=20\sim 200\text{m/min}$
切 深 Depth-of-cut $a_p=0.1\sim 2.0\text{mm}$
進 給 量 Feed Rate $f=0.1\sim 0.3\text{mm/rev}$















※根據被削材、刀具形狀、加工條件等，可實際加工的突出量發生了變化。
※Actual amount of overhang may differ according to work material, tool shape, and machining conditions.

III 刀桿材質選定 Shank Material Selection

加工方法 Application	鏜刀種 Type	鋼刀桿 Steel Shank	模具鋼 Alloy Tool Steel	硬質合金刀桿 Carbide Shank
一般鋼 General Steel	淺孔加工 ($L/D < 3$) Shallow Hole	◎ (經濟性) ◎ (More economical)		
	深孔加工 ($L/D < 3$) Deep Hole			◎
模具鋼 Alloy Tool Steel	深孔加工 ($L/D < 4$) Deep Hole			◎
利用修光刀片的高效率加工 High efficiency boring by wiper insert			◎	◎
淬火鋼，高硬度材的加工 Hardened Steel				◎
高精度加工 High precision boring				◎

內徑車刀系列索引表

Index Of Boring Bar Series

刀片形狀 Insert Type	刀桿形狀及材質記號 Tool Type & Material Code	加工方式 Tooling	柄徑 (D) Shank Dia. (mm)												頁碼 Page									
			04	05	06	07	08	09	10	11	12	14	16	18		20	22	25	32	40	50	60	63	
 80° 菱形 Diamond Type C	S-SCLC		95							●	●	●	●	●	●	●	●	●	●	●	●	●	154	
	S S1000-SCLC S1200-SCLC S1600-SCLC		95							●		●	●	●									157	
	C C-SCLC		5	●	●	●																		157
	A A-SCLC		95							●	●	●	●	●	●	●								154
	A A0000-SCLC		95							●	●	●	●	●	●	●	●	●	●	●	●	●	●	158
	H H-SCLC		95							●	●	●	●	●	●	●	●	●	●	●	●	●	●	154
	H H1000-SCLC H1200-SCLC H1600-SCLC		95							●	●	●	●											157
	-O H-SCLC-O		95							●	●	●	●	●	●	●	●	●	●	●	●	●	●	155
	S S-SCZC		93							●	●	●	●	●	●	●	●	●	●	●	●	●	●	156
	S S-SCKC		75							●	●	●	●	●	●	●	●	●	●	●	●	●	●	156
	S S-SCLP		95																					159
	C C-SCLP		95																					159
H H-SCLP		95																					159	

A
刀片
INSERT

B
鑄鋼端銑刀
CARBIDE END MILL

C
外徑車刀架
TOOL HOLDER

D
外徑出水車刀架
TOOL HOLDER WITH COOLANT

E
走心式車刀架
AUTOMATIC LATHES

F
手工具
HAND TOOLS

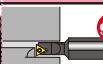
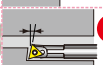
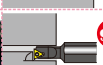






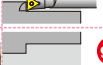
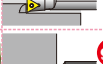


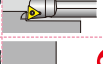
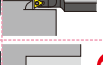
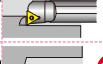
G
內徑車刀架
BORING BAR

H
切斷刀架
GROOVING



















I
銑刀
END MILL CUTTER

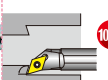
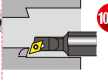
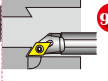
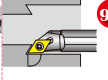
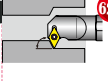
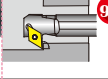
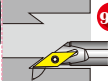
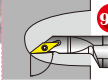
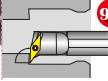
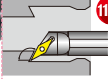
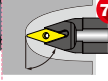
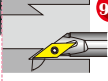
J
快速鑽頭
RAPID DRILL

K
機床配件
MACHINE ACCESSORIES

刀片形狀 Insert Type	刀桿形狀及材質記號 Tool Type & Material Code	加工方式 Tooling	柄徑(D) Shank Dia.(mm)														頁碼 Page							
			04	05	06	07	08	09	10	11	12	14	16	18	20	22		25	32	40	50	60	63	
A 刀片 INSERT	S S1600-STUB								●															178
B 鏜鏜端銑刀 CARBIDE END MILL	C C-STUB				●	●																		178
C 外徑車刀架 TOOL HOLDER	H H1600-STUB					●	●	●	●															178
D 外徑出水車刀架 TOOL HOLDER WITH COOLANT	S S-STUC								●	●	●	●	●	●	●	●	●	●	●	●	●	●	●	160
E 走心式車刀架 AUTOMATIC LATHES	C C-STUC								●	●	●	●	●	●	●	●	●	●	●	●	●	●	●	160
F 手工具 HAND TOOLS	H H-STUC								●	●	●	●	●	●	●	●	●	●	●	●	●	●	●	160
G 內徑車刀架 BORING BAR	S S-STFC								●	●	●	●	●	●	●	●	●	●	●	●	●	●	●	161
H 切斷刀架 GROOVING	C C-STFC								●	●	●	●	●	●	●	●	●	●	●	●	●	●	●	161
	H H-STFC								●	●	●	●	●	●	●	●	●	●	●	●	●	●	●	161
	A A-STFC								●	●	●	●	●	●	●	●	●	●	●	●	●	●	●	161
I 銑刀 END MILL CUTTER	A A0000-STFC								●	●	●	●	●	●	●	●	●	●	●	●	●	●	●	162
	S S-STWC								●	●	●	●	●	●	●	●	●	●	●	●	●	●	●	162
J 快速鑽頭 RAPID DRILL	S S-STUP(STUB)								●	●	●	●	●	●	●	●	●	●	●	●	●	●	●	163
	S S1600-STUP																							165
K 機床配件 MACHINE ACCESSORIES	S S-STFP																							165
	S S-STWP																							166



刀片形狀 Insert Type	刀桿形狀及材質記號 Tool Type & Material Code	加工方式 Tooling	柄徑(D) Shank Dia.(mm)													頁碼 Page													
			04	05	06	07	08	09	10	11	12	14	16	18	20		22	25	32	40	50	60	63						
 三角形 Triangular Type T	C	C-STFP								●	●	●												165	A 刀片 INSERT				
	C	C-STUP																							164	B 鎢鋼端銑刀 CARBIDE END MILL			
	H	H-STUP																								163	C 外徑車刀架 TOOL HOLDER		
		H1600-STUP																								165			
	-O	H-STUP-O																									164	D 外徑出水車刀架 TOOL HOLDER WITH COOLANT	
	A	A-STUP																									163	E 走心式車刀架 AUTOMATIC LATHES	
 55° 菱形 Diamond Type D	S	S-SDUC																								168	F 手工具 HAND TOOLS		
	C	C-SDUC																									168	G 內徑車刀架 BORING BAR	
	H	H-SDUC																									168		
	-O	H-SDUC-O																									168	H 切斷刀架 GROOVING	
	A	A-SDUC																										168	I 銑刀 END MILL CUTTER
		A0000-SDUC																										171	
	S	S-SDQC																										169	J 快速鑽頭 RAPID DRILL
	C	C-SDQC																										169	
	H	H-SDQC																										169	K 機床配件 MACHINE ACCESSORIES
	-O	H-SDQC-O																										169	

	刀片形狀 Insert Type	刀桿形狀及材質記號 Tool Type & Material Code	加工方式 Tooling	柄徑(D) Shank Dia.(mm)																頁碼 Page					
				04	05	06	07	08	09	10	11	12	14	16	18	20	22	25	32		40	50	60	63	
A 刀片 INSERT	55° 菱形 Diamond Type D	A-SDQC																					169		
B 鎢鋼端銑刀 CARBIDE END MILL		A	A0000-SDQC																				171		
C 外徑車刀架 TOOL HOLDER		S	S-SDJC																					167	
D 外徑出水車刀架 TOOL HOLDER WITH COOLANT			H-SDJC																					167	
E 走心式車刀架 AUTOMATIC LATHES			S-SDWC																						170
F 手工工具 HAND TOOLS			H	S-SDZC																					170
G 內徑車刀架 BORING BAR		35° 菱形 Diamond Type V	S-SVJC																					172	
H 切斷刀架 GROOVING			S-FSVJC																					173	
I 銑刀 END MILL CUTTER			S	S-SVUC																					172
J 快速鑽頭 RAPID DRILL			S	S-SVQC																					173
K 機床配件 MACHINE ACCESSORIES	S		S-SVVCN																					173	
	S		S-SVJB																					174	


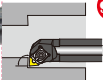
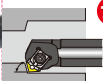

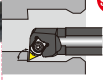

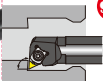
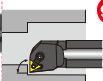
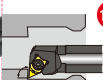
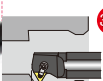
刀片形狀 Insert Type	刀桿形狀及材質記號 Tool Type & Material Code	加工方式 Tooling	柄徑(D) Shank Dia.(mm)													頁碼 Page								
			04	05	06	07	08	09	10	11	12	14	16	18	20		22	25	32	40	50	60	63	
35° 菱形 Diamond Type V	S-FSVJB																●	●	●				175	
	S-SVUB																●	●	●	●	●			174
	S-SVQB																●	●	●	●	●			175
	S-SVVBN																				●	●		175
	H-SVJC											●	●	●	●	●								172
H	H-SVJB										●	●	●	●	●									174
	S-SSSC																●	●	●	●	●			176
S	S-SSKC																●	●	●	●				176
	S-SWLC										●	●	●	●	●									177
六邊形 Hexagon Type W	S0000-SWUB										●	●	●											179
	C-SWUB										●	●	●											179
											●	●	●											179

- A**
刀片
INSERT
- B**
鎢鋼端銑刀
CARBIDE END MILL
- C**
外徑車刀架
TOOL HOLDER
- D**
外徑出水車刀架
TOOL HOLDER WITH COOLANT
- E**
走心式車刀架
AUTOMATIC LATHES
- F**
手工具
HAND TOOLS
- G**
內徑車刀架
BORING BAR
- H**
切斷刀架
GROOVING
- I**
銑刀
END MILL CUTTER
- J**
快速鑽頭
RAPID DRILL
- K**
機床配件
MACHINE ACCESSORIES

內徑車刀壓板系列索引表

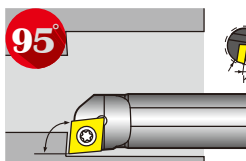
Index Of Double Insert Clamp Boring Bar Series

- A**
刀片
INSERT
- B**
鑄鋼端銑刀
CARBIDE END MILL
- C**
外徑車刀架
TOOL HOLDER
- D**
外徑出水車刀架
TOOL HOLDER WITH COOLANT
- E**
走心式車刀架
AUTOMATIC LATHES
- F**
手工具
HAND TOOLS
- G**
內徑車刀架
BORING BAR
- H**
切斷刀架
GROOVING
- I**
銑刀
END MILL CUTTER
- J**
快速鑽頭
RAPID DRILL
- K**
機床配件
MACHINE ACCESSORIES

刀片形狀 Insert Type	刀桿形狀及材質記號 Tool Type & Material Code	加工方式 Tooling	柄徑 (D) Shank Dia. (mm)												頁碼 Page									
			04	05	06	07	08	09	10	11	12	14	16	18		20	22	25	32	40	50	60	63	
 80° 菱形 Diamond Type C	S-ECLN ● S-MCLN ○	 95																●	●	●	●	●	180	
			S-ECKN ● S-MCKN ○	 73																	●	●	●	●
 三角形 Triangular Type T	S-ETUN	 93																			●	●	●	●
	S-MTUN	 93											●	●	●	●	●	●						183
	S-ETLN	 95																	●	●				184
	S-MTFN	 91																	●	●	●	●	●	184
	S-ETQN ● S-MTQN ○	 105																	●	●	●	●	●	185
	S-MTWN	 30																		●	●	●	●	●



刀片形狀 Insert Type	刀桿形狀及材質記號 Tool Type & Material Code	加工方式 Tooling	柄徑(D) Shank Dia.(mm)												頁碼 Page											
			04	05	06	07	08	09	10	11	12	14	16	18		20	22	25	32	40	50	60	63			
55° 菱形 Diamond Type D	S-EDUN● S-MDUN○		93																						188	A 刀片 INSERT
	S-EDQN● S-MDQN○		107.5																						189	B 鑄鋼端銑刀 CARBIDE END MILL
	S-MDZN		93																				● ● ●		190	C 外徑車刀架 TOOL HOLDER
35° 菱形 Diamond Type V	S-EVUN● S-MVUN○		93																						191	D 外徑刨車刀架 TOOL HOLDER WITH COOLANT
	S-EVQN● S-MVQN○		117.5																						192	E 走心式車刀架 AUTOMATIC LATHES
	S-EVLN● S-MVLN○		95																						192	F 手工工具 HAND TOOLS
正方形 Square Type S	S-MSKN		75																			● ● ● ● ●		193	G 內徑車刀架 BORING BAR	
六邊形 Hexagon Type W	S-EWLN● S-MWLN○		95													○	●	○	○	○	○	○	○		187	H 切斷刀架 GROOVING
牙刀 External Holder ER / IR	SINR/L										●	●	●	●	●	●	●								195	I 銑刀 END MILL CUTTER
	CINR/L										●	●	●												195	J 快速鑽頭 RAPID DRILL
																										K 機床配件 MACHINE ACCESSORIES




SCLC

 本圖所示為右手刀(R)
 Right-Hand Show

產品型號 Model No	材質 Shank	在庫 Stock		加工徑 Min. Bore Dia.		寸法 Dimension(mm)				刀片 Insert	零件 Parts		價格 Price		
		R	L	ØB	D	F	L	K	螺絲 Screw		旗型扳手 Wrench				
S08K-SCLCR/L06-09	S	●	●	9	8	4.5	125	15	CC□□0602□□	CS25	T-8				
S08K-SCLCR/L06-10		●	●	10	8	5.5	125	9							
S10K-SCLCR/L06-12		●	●	12	10	6	125	12							
S12M-SCLCR/L06-14		●	●	14	12	7	150	12							
S16Q-SCLCR/L06-18		●	●	18	16	9	180	7							
S12M-SCLCR/L09-14		●	●	14	12	7	150	7							
S12M-SCLCR/L09-16		●	●	16	12	8.5	150	13							
S14M-SCLCR/L09-16		●	●	16	14	8	150	7							
S16Q-SCLCR/L09-18		●	●	18	16	9	180	9							
S18Q-SCLCR/L09-20		●	●	20	18	10	180	7							
S20R-SCLCR/L09-22		●	●	22	20	11	200	10							
S25R-SCLCR/L09		●	●	32	25	17	200	7							
S32S-SCLCR/L09		●	●	39	32	18	250	6							
S40T-SCLCR/L09		●	●	42	40	22	300	4							
S20R-SCLCR/L12-22		●	●	22	20	12	200	8							
S25R-SCLCR/L12		●	●	32	25	14	200	8							
S32S-SCLCR/L12		●	●	39	32	18	250	6							
S40T-SCLCR/L12		●	●	44	40	22	300	4							
A08K-SCLCR/L06-10		A	●	●	10	8	5.5	125	9	CC□□0602□□	CS25		T-8		
A10K-SCLCR/L06-12			●	●	12	10	6	125	12						
A12M-SCLCR/L06-14	●		●	14	12	7	150	12							
A16Q-SCLCR/L09-18	●		●	18	16	9	180	9							
A20R-SCLCR/L09-22	●		●	22	20	11	200	10							
A25R-SCLCR/L09	●		●	32	25	17	200	7							
H08K-SCLCR/L06-09	H		●	●	9	8	4.5	125	15			CC□□0602□□		CS25	T-8
H08K-SCLCR/L06-10			●	●	10	8	5.5	125	12						
H10K-SCLCR/L06-12			●	●	12	10	6	125	12						
H12M-SCLCR/L06-14			●	●	14	12	7	150	6						
H16Q-SCLCR/L06-18		●	●	18	16	9	180	7							
H16Q-SCLCR/L09-18		●	●	18	16	9	180	9							
H12M-SCLCR/L09-16		●	●	16	12	8.5	150	13							
H20R-SCLCR/L09-22		●	●	22	20	11	200	10							
H25R-SCLCR/L09		●	●	32	25	17	200	7							
H25R-SCLCR/L09-28		●	●	32	25	14	200	5							
H32S-SCLCR/L09	●	●	39	32	18	250	6								
H40T-SCLCR/L09	●	●	44	40	22	300	4								

G
 內徑車刀架
 BORING BAR

- CC
- E
- T
- D
- V
- M
- S
- W
- S
- ER/IR

※ 請接下頁。 ※ Continued on next page.

產品型號 Model No	材質 Shank	在庫 Stock		加工徑 Min. Bore Dia.				寸法 Dimension(mm)				刀片 Insert 	零件 Parts		價格 Price
		R	L	ØB	D	F	L	K*	螺絲 Screw 	旗型扳手 Wrench 					
H08K-SCLCR/L06-10-O	-O	●		10	8	5.5	125	9	CC□□0602□□	CS25	T-8				
H10K-SCLCR/L06-12-O		●		12	10	6	125	12							
H12M-SCLCR/L06-14-O		●		14	12	7	150	6							
NEW H12M-SCLCR09-16-O		●	●	16	12	8.5	150	13	CC□□09T3□□	CS35	T-15				
H16Q-SCLCR/L09-18-O		●		18	16	9	180	9	CC□□09T3□□	CS35	T-15				
H20R-SCLCR/L09-22-O		●		22	20	11	200	5							
H25R-SCLCR/L09-O	●		32	25	17	200	5								
NEW C08K-SCLCR06-09	C	●	●	9	8	4.3	125	13	CC□□0602□□	CS25	T-8				
C08K-SCLCR/L06-10		●		10	8	5.5	125	9	CC□□0602□□	CS25	T-8				
C10M-SCLCR/L06-12		●	●	12	10	6	150	12							
C12Q-SCLCR/L06-14		●	●	14	12	7	180	12							
C12Q-SCLCR/L09-16		●	●	16	12	7	180	6	CC□□09T3□□	CS35	T-15				
C16R-SCLCR/L09-18		●	●	18	16	9	200	9							
C20S-SCLCR/L09-22		●		22	20	11	250	10							
C25T-SCLCR/L09		●		32	25	17	300	7							

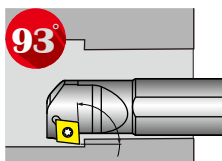
- 刀片資料：CC□□0604□□、CC□□09T3□□、CC□□1204□□→參考W-Y頁
- Insert Detail：CC□□0604□□、CC□□09T3□□、CC□□1204□□→Ref.Page-W-Y

G
內徑車刀架
BORING BAR



- 套筒可另購→參考278~283頁
- Sleeve refer Page-278~283

SCZC

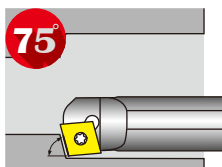

 本圖所示為右手刀 (R)
 Right-Hand Show

產品型號 Model No	材質 Shank	在庫 Stock		加工徑 Min. Bore Dia.				寸法 Dimension(mm)				刀片 Insert	零件 Parts		價格 Price
		R	L	ØB	D	F	L	K'	螺絲 Screw	旗型扳手 Wrench					
S08K-SCZCR/L06	S	●	●	12	8	6.5	125	13	CC□□0602□□	CS25	T-8				
S10K-SCZCR/L06		●	●	14	10	7.5	125	12							
S12M-SCZCR/L06		●	●	16	12	8.5	150	10							
S16Q-SCZCR/L09		●	●	21	16	11.5	180	10	CC□□09T3□□	CS35	T-15				
S20R-SCZCR/L09		●	●	25	20	13.5	200	8							
S25R-SCZCR/L09		●	●	32	25	16	200	6							

●刀片資料：CC□□0602□□、CC□□09T3□□→參考W-Y頁

●Insert Detail：CC□□0602□□、CC□□09T3□□→Ref.Page-W-Y

SCKC


 本圖所示為右手刀 (R)
 Right-Hand Show

產品型號 Model No	材質 Shank	在庫 Stock		加工徑 Min. Bore Dia.				寸法 Dimension(mm)				刀片 Insert	零件 Parts		價格 Price
		R	L	ØB	D	F	L	K'	螺絲 Screw	旗型扳手 Wrench					
S08K-SCKCR/L06-10	S	●	●	10	8	5	125	15	CC□□0602□□	CS25	T-8				
S10K-SCKCR/L06-12		●	●	12	10	6	125	13							
S12M-SCKCR/L06-14		●	●	14	12	8	150	10							
S16Q-SCKCR/L06-18		●	●	18	16	10	180	7	CC□□09T3□□	CS35	T-15				
S12M-SCKCR/L09-16		●	●	16	12	8	150	12							
S16Q-SCKCR/L09-18		●	●	18	16	9	180	7							
S20R-SCKCR/L09-22		●	●	22	20	11	200	8	CC□□09T3□□	CS35	T-15				
S25R-SCKCR/L09		●	●	31	25	14	200	8							

●刀片資料：CC□□0602□□、CC□□09T3□□→參考W-Y頁

●Insert Detail：CC□□0602□□、CC□□09T3□□→Ref.Page-W-Y

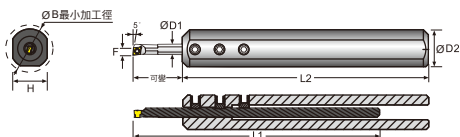
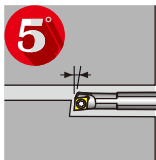
●套筒可另購→參考278~283頁

●Sleeve refer Page-278~283

G
 內徑車刀架
 BORING BAR

- CC
- E
- T
- D
- V
- M
- S
- S
- W
- S
- ER/IR

SCLC


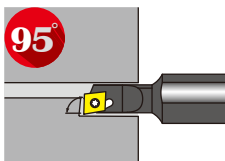


本圖所示為右手刀(R)
Right-Hand Show

產品型號 Model No	材質 Shank	在庫 Stock		加工徑 Min. Bore Dia.		寸法 Dimension(mm)						刀片 Insert	零件 Parts		價格 Price
		R	L	ØB	ØD1	H	L1	L2	F	ØD2	螺絲 Screw		旗型扳手 Wrench		
C04G-SCLCR/L03-05	C	●	●	5	4	15	90	100	2.5	16	CC□□0602□□	CS25	T-8		
C05H-SCLCR/L03-06		●	●	6	5	15	100	100	3	16					
C06J-SCLCR/L04-07		●	●	7	6	15	100	100	3.5	16	CC□□09T3□□	CS35	T-15		

- 刀片資料：CC□□0602□□、CC□□09T3□□→參考W-Y頁
- Insert Detail：CC□□0602□□、CC□□09T3□□→Ref.Page-W-Y

SCLC

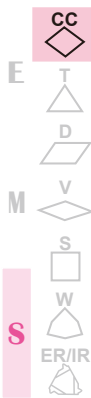


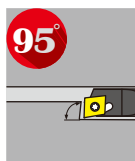
本圖所示為右手刀(R)
Right-Hand Show

產品型號 Model No	材質 Shank	在庫 Stock		加工徑 Min. Bore Dia.		寸法 Dimension(mm)						刀片 Insert	零件 Parts		價格 Price
		R	L	ØB	D	L	L1	H	F	螺絲 Screw	旗型扳手 Wrench				
S0807K-SCLCR/L06	S	●		8	8	125	27	7	4	CC□□0602□□	CS25	T-8			
S1004K-SCLCR/L03		●		5	10	125	12	10	2.4	CC□□0301□□	CS18	T-6			
S1204H-SCLCR/L03		●		5	12	100	9	11	2.5						
S1206K-SCLCR/L04		●		7	12	125	15	11	3.5	CC□□0401□□	CS22	T-7			
S1607K-SCLCR/L06-08		●		8	16	125	15	15	4						
S1608K-SCLCR/L06-09		●		9	16	125	15	15	4.5	CC□□0602□□	CS25	T-8			
S1609K-SCLCR/L06-10		●	●	10	16	125	15	15	5						
S1610K-SCLCR/L06-12		●	●	12	16	125	15	15	6						
H1004K-SCLCR/L03		H	●	●	5	10	125	18	9	2.4	CC□□0301□□	CS18	T-6		
H1204H-SCLCR/L03	●			5	12	100	8	11	2.5						
H1206K-SCLCR/L04	●			7	12	125	14	11	3.5	CC□□0401□□	CS22	T-7			
H1607K-SCLCR/L06-08	●			8	16	125	15	15	4						
H1608K-SCLCR/L06-09	●			9	16	125	15	15	4.5						
H1609K-SCLCR/L06-10	●			10	16	125	15	15	5	CC□□0602□□	CS25	T-8			
H1610K-SCLCR/L06-12	●			12	16	125	15	15	6						
C0807K-SCLCR/L06-08	●			8	8	125	27	7.4	4						

- 刀片資料：CC□□0602□□、CC□□0301□□、CC□□0401□□→參考W-Y頁
- Insert Detail：CC□□0602□□、CC□□0301□□、CC□□0401□□→Ref.Page-W-Y
- 套筒可另購→參考278-283頁 ●Sleeve refer Page-278-283

G
內徑車刀架
BORING BAR



SET-SCLC

 本圖所示為右手刀 (R)
 Right-Hand Show


產品型號 Model No	材質 Shank	在庫 Stock		加工徑 Min. Bore Dia.	寸法 Dimension(mm)						刀片 Insert	零件 Parts		價格 Price
		R	L		ØB	D	d	L	L1	F		H	螺絲 Screw	
A0608H-SCLR/L06	A	●	●	8	8	6	100	25	4	7	CC□□0602□□	CS25	T-8	
A0810J-SCLCR/L06		●	●	12	10	8	110	32	6	9				
A1012K-SCLCR/L06		●	●	14	12	10	125	38	7	11				
A1216M-SCLCR/L06		●	●	18	16	12	150	50	9	15				
A0816SET-SCLCR/L		●	●	A0608H-SCLR06x1, A0810J-SCLCR06x1, A1012K-SCLCR06x1, A1216M-SCLCR/L06x1, CS25x6, T-8x1										

- 刀片資料：CC□□0602□□→參考W~Y頁
- Insert Detail：CC□□0602□□→Ref.Page-W~Y

G

 內徑車刀架
 BORING BAR

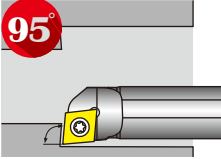
E

M

S


- 套筒可另購→參考278~283頁
- Sleeve refer Page-278~283

SCLP



本圖所示為右手刀(R)
Right-Hand Show

產品型號 Model No	材質 Shank	在庫 Stock		加工徑 Min. Bore Dia. 寸法 Dimension(mm)				刀片 Insert	零件 Parts		價格 Price	
		R	L	ØB	D	F	L		K°	螺絲 Screw		旗型扳手 Wrench
S10K-SCLPR/L08-12	S	●	●	12	10	6	125	10	CP□□0802□□	CS30	T-10	
S12M-SCLPR/L08-14		●	●	14	12	7	150	8				
S12M-SCLPR/L09-14				14	12	7	15	8				
S12M-SCLPR/L09-16		●	●	16	12	8.5	150	6	CP□□0903□□	CS35	T-15	
S14M-SCLPR/L09-16		●	●	16	14	8.5	150	9				
S16Q-SCLPR/L09-18		●	●	18	16	9	180	9				
NEW S18Q-SCLPR/L09-20		●	●	20	18	10	180	9				
S20R-SCLPR/L09-22		●	●	22	20	11	200	7	CP□□0903□□	CS35	T-15	
S25R-SCLPR/L09		●	●	32	25	17	200	7				
H10K-SCLPR/L08-12		H			12	10	6	125	7	CP□□0802□□	CS30	
H12M-SCLPR/L08-14				14	12	7	150	6				
H12M-SCLPR/L09-16				16	12	8.5	150	6				
H16Q-SCLPR/L09-18				18	16	9	180	4	CP□□0903□□	CS35	T-15	
H20R-SCLPR/L09-22				22	20	11	200	4				
H25R-SCLPR/L09-28				32	25	14	200	4				
C10M-SCLPR/L08-12	C			12	10	6	150	7	CP□□0802□□	CS30	T-10	
C12Q-SCLPR/L08-14				14	12	7	180	6				
C12Q-SCLPR/L09-16				16	12	8	180	6				
C16R-SCLPR/L09-18				18	16	9	200	4	CP□□0903□□	CS35	T-15	
C20S-SCLPR/L09-22				22	20	11	250	4				
C25T-SCLPR/L09				32	25	17	300	4				

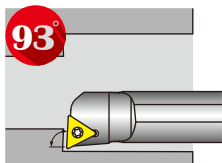
G
內徑車刀架
BORING BAR

E
CP
T
D

M
V
S
W
ER/IR

●刀片資料：CP□□0802□□、CP□□0903□□→參考AH頁
●Insert Detail：CP□□0802□□、CP□□0903□□→Ref..Page-AH

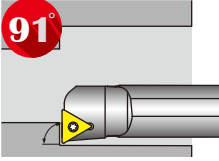
●套筒可另購→參考278~283頁
●Sleeve refer Page-278~283

STUC

 本圖所示為右手刀 (R)
 Right-Hand Show

產品型號 Model No	材質 Shank	在庫 Stock		加工徑 Min. Bore Dia. ØB	寸法 Dimension(mm)				刀片 Insert	零件 Parts		價格 Price		
		R	L		D	F	L	K'		螺絲 Screw	旗型扳手 Wrench			
S08K-STUCR/L09-10	S	●	●	10	8	5.5	125	12	TC□□0902□□	CS22	T-7			
S10K-STUCR/L09-12		●	●	12	10	6	125	15						
S10K-STUCR/L11-12		●	●	12	10	6	125	15	TC□□1102□□	CS25	T-8			
S12M-STUCR/L11-14		●	●	14	12	7	150	10						
S14M-STUCR/L11-16		●	●	16	14	8	150	8	TC□□16T3□□	CS35	T-15			
S16Q-STUCR/L11-18		●	●	18	16	9	180	6						
S20R-STUCR/L11-22		●	●	22	20	11	200	3	TC□□1102□□	CS25	T-8			
S20R-STUCR/L16-22		●	●	22	20	11	200	8						
S25R-STUCR/L16		●	●	32	25	17	200	6	TC□□16T3□□	CS35	T-15			
S32S-STUCR/L16		●	●	39	32	17.5	250	4						
H08K-STUCR/L09-10	H	●		10	8	5.5	125	12	TC□□0902□□	CS22	T-7			
H10K-STUCR/L09-12		●		12	10	6	125	15						
H10K-STUCR/L11-12		●		12	10	6	125	15	TC□□1102□□	CS25	T-8			
H12M-STUCR/L11-14		●	●	14	12	7	150	10						
H16Q-STUCR/L11-18		●		18	16	9	180	6	TC□□16T3□□	CS35	T-15			
H20R-STUCR/L11-22		●		22	20	11	200	3						
H20R-STUCR/L16-22		●		22	20	11	200	8	TC□□1102□□	CS25	T-8			
H25R-STUCR/L16-28		●		32	25	14	200	6						
C08K-STUCR/L09-10		C	●		10	8	5.5	125	12	TC□□0902□□	CS22		T-7	
C10M-STUCR/L09-12			●		12	10	6	150	15					
C10M-STUCR/L11-12	●			12	10	6	150	15	TC□□1102□□	CS25	T-8			
C12Q-STUCR/L11-14	●			14	12	7	180	10						
C16R-STUCR/L11-18	●			18	16	9	200	6						
C20S-STUCR/L11-22	●			22	20	11	250	3						

- 刀片資料：TC□□0902□□、TC□□1102□□、TC□□16T3□□→參考Z-AB頁
- Insert Detail：TC□□0902□□、TC□□1102□□、TC□□16T3□□→Ref. Page-Z-AB
- 套筒可另購→參考278~283頁
- Sleeve refer Page-278~283

STFC



本圖所示為右手刀 (R)
Right-Hand Show

產品型號 Model No	材質 Shank	在庫 Stock		加工徑 Min. Bore Dia. ØB	寸法 Dimension(mm)				刀片 Insert	零件 Parts		價格 Price
		R	L		D	F	L	K [*]		螺絲 Screw	旗型扳手 Wrench	
S08K-STFCR/L09-10	S	●	●	10	8	5.5	125	12	TC□□0902□□	CS22	T-7	
S10K-STFCR/L09-12		●	●	12	10	6	125	15				
S12M-STFCR/L09-14		●	●	14	12	7	150	10	TC□□1102□□	CS25	T-8	
S10K-STFCR/L11-12		●	●	12	10	6	125	12				
S12M-STFCR/L11-14		●	●	14	12	7	150	10				
S16Q-STFCR/L11-18		●	●	18	16	9	180	6				
S20R-STFCR/L11-22		●	●	22	20	11	200	3	TC□□16T3□□	CS35	T-15	
S20R-STFCR/L16-22		●	●	22	20	11	200	3				
S25R-STFCR/L16		●	●	32	25	16	200	2				
A08K-STFCR/L09-10		A	●		10	8	5.5	125	12	TC□□0902□□	CS22	
A10K-STFCR/L11-12	●			12	10	6	125	12	TC□□1102□□	CS25	T-8	
A12M-STFCR/L11-14	●			14	12	7	150	10				
A16Q-STFCR/L11-18	●			18	16	9	180	6				
H08K-STFCR/L09-10	H	●		10	8	5.5	125	12	TC□□0902□□	CS22	T-7	
H10K-STFCR/L09-12		●		12	10	6	125	15				
H12M-STFCR/L09-14		●		14	12	7	150	10	TC□□1102□□	CS25	T-8	
H10K-STFCR/L11-12		●		12	10	6	125	15				
H12M-STFCR/L11-14		●		14	12	7	150	10				
H16Q-STFCR/L11-18		●		18	16	9	180	6				
H20R-STFCR/L11-22		●		22	20	11	200	3	TC□□16T3□□	CS35	T-15	
H20R-STFCR/L16-22		●		22	20	11	200	3				
H25R-STFCR/L16		●		32	25	14	200	2				
C08K-STFCR/L09-10		C	●		10	8	5.5	125	12	TC□□0902□□	CS22	
C10M-STFCR/L09-12	●			12	10	6	150	15				
C12Q-STFCR/L09-14	●			14	12	7	180	10	TC□□1102□□	CS25	T-8	
C12Q-STFCR/L11-14	●			14	12	7	180	10				
C16R-STFCR/L11-18	●			18	16	9	200	6				
C20S-STFCR/L11-22	●			22	20	11	250	3				

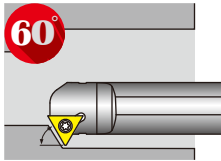
G
內徑車刀架
BORING BAR

E
TC
D
V

M
S
W
ER/IR

- 刀片資料：TC□□0902□□、TC□□1102□□、TC□□16T3□□→參考Z-AB頁
- Insert Detail：TC□□0902□□、TC□□1102□□、TC□□16T3□□→Ref. Page-Z-AB
- 套筒可另購→參考278~283頁
- Sleeve refer Page-278~283

STWC


 本圖所示為右手刀(R)
 Right-Hand Show

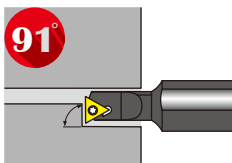
產品型號 Model No	材質 Shank	在庫 Stock		加工徑 Min. Bore Dia. ØB	寸法 Dimension(mm)				刀片 Insert	零件 Parts		價格 Price
		R	L		D	F	L	K'		螺絲 Screw	旗型扳手 Wrench	
S0806K-STWBR/L06	S	●	●	7	8	10	125	7	TB□□0601□□	CS20	T-6	
S08K-STWCR/L09		●	●	11	8	6.5	125	15	TC□□0902□□	CS22	T-7	
S10K-STWCR/L09		●	●	12	10	6	125	15	TC□□1102□□	CS25	T-8	
S10K-STWCR/L11		●	●	12	10	7.5	125	15				
S12M-STWCR/L11		●	●	16	12	7	150	13	TC□□16T3□□	CS35	T-15	
S16Q-STWCR/L11		●	●	20	16	9	180	10				
S20R-STWCR/L11		●	●	25	20	13	200	7				
S25R-STWCR/L16		●	●	30	25	17	200	7	TC□□16T3□□	CS35	T-15	
S32S-STWCR/L16		●	●	40	32	20	250	6				
S40T-STWCR/L16		●	●	48	40	24	300	0				

- 刀片資料：TB□□0601□□→參考AJ頁，TC□□0902□□、TC□□1102□□、TC□□16T3□□→參考Z-AB頁
- Insert Detail：TB□□0601□□→Ref.Page-AJ，TC□□0902□□、TC□□1102□□、TC□□16T3□□→Ref.Page-Z-AB

G

 內徑車刀架
 BORING BAR


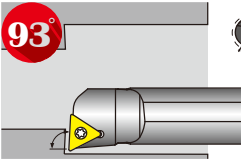
SET-STFC


 本圖所示為右手刀(R)
 Right-Hand Show


產品型號 Model No	材質 Shank	在庫 Stock		加工徑 Min. Bore Dia. ØB	寸法 Dimension(mm)						刀片 Insert	零件 Parts		價格 Price
		R	L		D	d	L	L1	F	H		螺絲 Screw	旗型扳手 Wrench	
A0810J-STFCR/L11	A	●	●	14	7	8	110	32	7	9	TC□□1102□□	CS25	T-8	
A1012K-STFCR/L11		●	●	18	9	10	125	38	9	11				
A1216M-STFCR/L11		●	●	22	11	12	150	50	11	15				
A1016SET-STFCR/L		●	●	A0810J-STFCR11x1, A1012K-STFCR11x1, A1216M-STFCR11x1						CS25x6, T-8x1				

- 刀片資料：TC□□1102□□→參考Z-AB頁
- Insert Detail：TC□□1102□□→Ref.Page-Z-AB
- 套筒可另購→參考278~283頁
- Sleeve refer Page-278~283

STUP






本圖所示為右手刀 (R)
Right-Hand Show

產品型號 Model No	材質 Shank	在庫 Stock		加工徑 Min. Bore Dia.		寸法 Dimension(mm)				刀片 Insert	零件 Parts		價格 Price
		R	L	ØB	D	F	L	K°	螺絲 Screw		旗型扳手 Wrench		
S08K-STUBR/L06-08	S	●	●	8	8	4	125	12	TB□□0601□□	CS20	T-6		
S08K-STUBR/L06-09		●		9	8	4.5	125	15					
S08K-STUPR/L08-10		●	●	10	8	5.5	125	10	TP□□0802□□	CS22	T-7		
S08K-STUPR/L09-10		●	●	10	8	5.5	125	10					
S10K-STUPR/L09-12		●	●	12	10	6	125	8	TP□□0902□□	CS25	T-8		
S12M-STUPR/L09-14		●	●	14	12	7	150	5					
S10K-STUPR/L11-12		●	●	12	10	6	125	8					
S12M-STUPR/L11-14		●	●	14	12	7	150	7					
S14M-STUPR/L11-16		●	●	16	14	8.5	150	6					
S16Q-STUPR/L11-18		●	●	18	16	9	180	4	TP□□1103□□	CS30	T-10		
S18Q-STUPR/L11-20		●	●	20	18	10	180	4					
S20R-STUPR/L11-22		●	●	22	20	11	200	2					
S25R-STUPR/L11-28		●	●	28	25	14	200	5					
S20R-STUPR/L1604-22		●	●	22	20	11	200	3	TP□□1604□□	CS35	T-15		
S25R-STUPR/L1604		●	●	32	25	16	200	2					
S20R-STUPR/L1603-22			●	22	20	11	200	3	TP□□1603□□				
S25R-STUPR/L1603			32	25	16	200	2						
A08K-STUPR/L09-10	A	●	●	10	8	5.5	125	10					
A10K-STUPR/L09-12		●		12	10	6	125	8	TP□□0902□□	CS25	T-8		
A12M-STUPR/L09-14		●	●	14	12	7	150	5					
A12M-STUPR/L11-14		●	●	14	12	7	150	7					
A16Q-STUPR/L11-18		●	●	18	16	9	180	4	TP□□1103□□	CS30	T-10		
A20R-STUPR/L11-22		●	●	22	20	11	200	2					
H08K-STUBR/L06-09	H	●	●	9.5	8	4.5	125	15	TB□□0601□□	CS20	T-6		
H08K-STUPR/L08-10		●	●	10	8	5.5	125	10	TP□□0802□□	CS22	T-7		
H08K-STUPR/L09-10		●	●	10	8	5.5	125	10					
H10K-STUPR/L09-12		●	●	12	10	6	125	8	TP□□0902□□	CS25	T-8		
H12M-STUPR/L09-14		●	●	14	12	7	150	5					
H10K-STUPR/L11-12		●	●	12	10	6	125	8					
H12M-STUPR/L11-14		●	●	14	12	7	150	7	TP□□1103□□	CS30	T-10		
H16Q-STUPR/L11-18		●		18	16	9	180	4					

G
內徑車刀架
BORING BAR



※ 請接下頁。 ※ Continued on next page.

產品型號 Model No	材質 Shank	在庫 Stock		加工徑 Min. Bore Dia.	寸法 Dimension(mm)				刀片 Insert 	零件 Parts		價格 Price			
		R	L	ØB	D	F	L	K*		螺絲 Screw 	旗型扳手 Wrench 				
H20R-STUPR/L11-22	H	●	●	22	20	11	200	2	TP□□1103□□	CS30	T-10				
H25R-STUPR/L11-28		●		28	25	14	200	2							
H20R-STUPR/L1604-22		●		22	20	11	200	3	TP□□1604□□	CS35	T-15				
H25R-STUPR/L1604		●		32	25	14	200	2							
H08K-STUPR/L08-10-O	-O	●		10	8	5.5	125	10	TP□□0802□□	CS22	T-7				
H08K-STUPR/L09-10-O		●		10	8	5.5	125	10							
H10K-STUPR/L09-12-O		●		12	10	6	125	8	TP□□0902□□	CS25	T-8				
H12M-STUPR/L09-14-O		●		14	12	7	150	5							
H10K-STUPR/L11-12-O		●		12	10	6	125	8	TP□□1103□□	CS30	T-10				
H12M-STUPR/L11-14-O		●		14	12	7	150	7							
H16Q-STUPR/L11-18-O		●		18	16	9	180	4							
H20R-STUPR/L11-22-O		●		22	20	11	200	2							
C08K-STUPR/L08-10		●		10	8	5.5	125	10					TP□□0802□□	CS22	T-7
C08H-STUPR/L08-10				10	8	5.5	100	10							
C08K-STUPR/L09-10	●		10	8	5.5	125	10	TP□□0902□□	CS25	T-8					
C10M-STUPR/L09-12	●		12	10	6	150	15								
C12Q-STUPR/L09-14	●		14	12	7	180	15								
C10M-STUPR/L11-12	●		12	10	6	150	15								
C10H-STUPR/L11-12			12	10	6	100	15	TP□□1103□□	CS30	T-10					
C12Q-STUPR/L11-14	●		14	12	7	180	10								
C16R-STUPR/L11-18	●		18	16	9	200	6								
C20S-STUPR/L11-22	●		22	20	11	250	3								

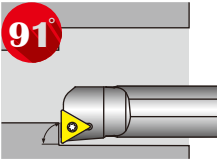
G
內徑車刀架
BORING BAR

-  C
-  TP
-  D
-  V
-  S
-  W
-  ER/IR

●刀片資料：
 TB□□0601□□→參考AJ頁
 TP□□0802□□、TP□□0902□□、TP□□0903□□、TP□□1103□□、TP□□1603□□、TP□□1604□□→參考AI頁
 ●Insert Detail：
 TB□□0601□□→Ref.Page-AJ
 TP□□0802□□、TP□□0902□□、TP□□0903□□、TP□□1103□□、TP□□1603□□、TP□□1604□□→Ref.Page-AI

●套筒可另購→參考278~283頁
 ●Sleeve refer Page-278~283

STFP

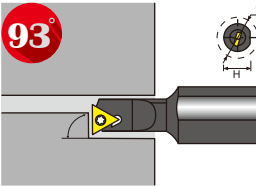


本圖所示為右手刀 (R)
Right-Hand Show

產品型號 Model No	材質 Shank	在庫 Stock		加工徑 Min. Bore Dia.		寸法 Dimension(mm)				刀片 Insert	零件 Parts		價格 Price
		R	L	ØB	D	F	L	K°	螺絲 Screw		旗型扳手 Wrench		
S10K-STFPR/L09-12	S	●	●	12	10	6	125	8	TP□□0902□□	CS25	T-8		
S10K-STFPR/L11-12		●	●	12	10	6	125	7					
S12M-STFPR/L11-14		●	●	14	12	7	150	6					
S16Q-STFPR/L11-18		●	●	18	16	9	180	4					
S20R-STFPR/L11-22		●	●	22	20	11	200	4					
C08K-STFPR/L09-10	C	●		10	8	5	125	8	TP□□0902□□	CS25	T-8		
C10M-STFPR/L11-12		●		12	10	6	150	9	TP□□1103□□	CS30	T-10		
C12Q-STFPR/L11-14		●		14	12	7	180	8					

- 刀片資料：TP□□0902□□、TP□□1103□□→參考AI頁
- Insert Detail：TP□□0902□□、TP□□1103□□→Ref.Page-AI

STUP



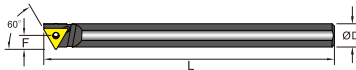
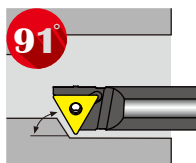
本圖所示為右手刀 (R)
Right-Hand Show

產品型號 Model No	材質 Shank	在庫 Stock		加工徑 Min. Bore Dia.		寸法 Dimension(mm)					刀片 Insert	零件 Parts		價格 Price
		R	L	ØB	D	F	L	L1	H	螺絲 Screw		旗型扳手 Wrench		
S1609J-STUPR/L08-10	S	●	●	10	16	5	110	15	15	TP□□0802□□	CS22	T-7		
S1610K-STUPR/L11-12		●	●	12	16	6	120	15	15					TP□□1103□□
H1609J-STUPR/L08-10	H	●		12	16	5	110	15	15	TP□□0802□□	CS22	T-7		
H1610K-STUPR/L11-12		●		12	16	6	120	15	15					TP□□1103□□

- 刀片資料：TP□□0802□□、TP□□1103□□→參考AI頁
- Insert Detail：TP□□0802□□、TP□□1103□□→Ref.Page-AI

- 套筒可另購→參考278~283頁
- Sleeve refer Page-278~283

STWP



本圖所示為右手刀 (R)
Right-Hand Show

產品型號 Model No	材質 Shank	在庫 Stock		加工徑 Min. Bore Dia.	寸法 Dimension(mm)				刀片 Insert	零件 Parts		價格 Price			
		R	L	ØB	D	F	L	K°		螺絲 Screw	旗型板手 Wrench				
S08K-STWPR/L09	S	●	●	11	8	6.5	125	15	TP□□0902□□	CS25	T-8				
S10K-STWPR/L11		●	●	12	10	6	125	15							
S12M-STWPR/L11		●	●	16	12	7	150	13				TP□□1103□□	CS30	T-10	
S16Q-STWPR/L11		●	●	20	16	9	180	10							
S20R-STWPR/L11		●	●	25	20	11	200	7							


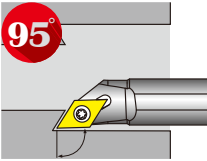
- 刀片資料：TP□□0902□□、TP□□1103□□→參考A1頁
- Insert Detail：TP□□0902□□、TP□□1103□□→Ref. Page-A1

G 內徑車刀架 BORING BAR



- 套筒可另購→參考278~283頁
- Sleeve refer Page-278~283

SDJC



本圖所示為右手刀 (R)
Right-Hand Show

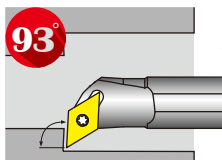
產品型號 Model No	材質 Shank	在庫 Stock		加工徑 Min. Bore Dia.	寸法 Dimension(mm)				刀片 Insert	零件 Parts		價格 Price
		R	L	ØB	D	F	L	K°		螺絲 Screw	旗型扳手 Wrench	
S08K-SDJCR/L07	S	●	●	10	8	5	125	10	DC□□0702□□	CS25	T-8	
S10K-SDJCR/L07		●	●	12	10	6	125	13				
S12M-SDJCR/L07		●	●	14	12	7	150	12				
S16Q-SDJCR/L07		●	●	19	16	9	180	12	DC□□11T3□□	CS35	T-15	
S16Q-SDJCR/L11		●	●	19	16	9	180	12				
S20R-SDJCR/L11		●	●	24	20	10.5	200	10				
S25R-SDJCR/L11		●	●	30	25	13.5	200	8				
H08K-SDJCR/L07	H	●		10	8	5	125	10	DC□□0702□□	CS25	T-8	
H10K-SDJCR/L07		●		12	10	6	125	13				
H12M-SDJCR/L07		●		14	12	7	150	12				
H16Q-SDJCR/L07		●		19	16	9	180	12	DC□□11T3□□	CS35	T-15	
H16Q-SDJCR/L11		●		19	16	9	180	12				
H20R-SDJCR/L11		●		24	20	10.5	200	10				
H25R-SDJCR/L11		●		30	25	13.5	200	8				

- 刀片資料：DC□□0702□□、DC□□11T3□□→參考AC~AD頁
- Insert Detail：DC□□0702□□、DC□□11T3□□→Ref.Page-AC~AD

G
內徑車刀架
BORING BAR



- 套筒可另購→參考278~283頁
- Sleeve refer Page-278~283

SDUC

 本圖所示為右手刀(R)
 Right-Hand Show

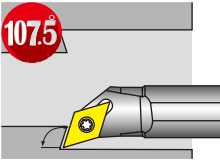
產品型號 Model No	材質 Shank	在庫 Stock		加工徑 Min. Bore Dia.		寸法 Dimension(mm)				刀片 Insert	零件 Parts		價格 Price
		R	L	ØB	D	F	L	K°	螺絲 Screw		旗型扳手 Wrench		
S10K-SDUCR/L07	S	●	●	13	10	7	125	9					
S12M-SDUCR/L07		●	●	16	12	9	150	8	DC□□0702□□	CS25	T-8		
S16Q-SDUCR/L07		●	●	20	16	11	180	6					
S16Q-SDUCR/L11		●	●	20	16	11	180	6					
S20R-SDUCR/L11		●	●	25	20	13	200	8					
S25R-SDUCR/L11		●	●	32	25	17	200	6	DC□□11T3□□	CS35	T-15		
S32S-SDUCR/L11		●	●	39	32	20	250	4					
S40T-SDUCR/L11		●	●	45	40	24	300	2					
S50U-SDUCR/L11		●	●	64	50	32	350	6					
A10K-SDUCR/L07		A	●		13	10	7	125	9				
A12M-SDUCR/L07	●		●	16	12	9	150	8	DC□□0702□□	CS25	T-8		
A16Q-SDUCR/L07	●			20	16	11	180	6					
A16Q-SDUCR/L11	●			20	16	11	180	6	DC□□11T3□□	CS35	T-15		
A20R-SDUCR/L11	●			25	20	13	200	8					
H10K-SDUCR/L07	H	●	●	13	10	7	125	9					
H12M-SDUCR/L07		●	●	16	12	9	150	8	DC□□0702□□	CS25	T-8		
H16Q-SDUCR/L07		●	●	20	16	11	180	6					
H16Q-SDUCR/L11		●		20	16	11	180	6					
H20R-SDUCR/L11		●		25	20	13	200	8					
H25R-SDUCR/L11		●		32	25	17	200	6	DC□□11T3□□	CS35	T-15		
H32S-SDUCR/L11		●		39	32	20	250	4					
H40T-SDUCR/L11		●		45	40	24	300	2					
H10K-SDUCR/L07-O	-O	●		13	10	7	125	9					
H12M-SDUCR/L07-O		●		16	12	9	150	8	DC□□0702□□	CS25	T-8		
H16Q-SDUCR/L07-O		●		20	16	11	180	6					
H16Q-SDUCR/L11-O		●		20	16	11	180	6					
H20R-SDUCR/L11-O		●		25	20	13	200	8	DC□□11T3□□	CS35	T-15		
H25R-SDUCR/L11-O	●		32	25	17	200	6						
C10M-SDUCR/L07	C	●	●	13	10	7	150	9					
C12Q-SDUCR/L07		●	●	16	12	9	180	8	DC□□0702□□	CS25	T-8		
C16R-SDUCR/L07		●	●	20	16	11	200	6					
C20S-SDUCR/L11		●		25	20	13	250	8					
C25T-SDUCR/L11		●		32	25	17	300	6	DC□□11T3□□	CS35	T-15		
		●											

G
 內徑車刀架
 BORING BAR

-  G
-  E
-  DC
-  V
-  M
-  S
-  W
-  ER/IR

- 刀片資料：DC□□0702□□、DC□□11T3□□→參考AC-AD頁
- Insert Detail：DC□□0702□□、DC□□11T3□□→Ref.Page-AC~AD
- 套筒可另購→參考278~283頁
- Sleeve refer Page-278~283

SDQC



本圖所示為右手刀(R)
Right-Hand Show

產品型號 Model No	材質 Shank	在庫 Stock		加工徑 Min. Bore Dia.		寸法 Dimension(mm)				刀片 Insert	零件 Parts		價格 Price
		R	L	ØB	D	F	L	K°	螺絲 Screw		旗型扳手 Wrench		
S10K-SDQCR/L07	S	●	●	13	10	7	125	10					
S12M-SDQCR/L07		●	●	16	12	9	150	8	DC□□0702□□	CS25	T-8		
S16Q-SDQCR/L07		●	●	20	16	11	180	5					
S16Q-SDQCR/L11		●	●	20	16	11	180	6					
S20R-SDQCR/L11		●	●	25	20	13	200	8					
S25R-SDQCR/L11		●	●	32	25	17	200	4	DC□□11T3□□	CS35	T-15		
S32S-SDQCR/L11		●	●	39	32	20	250	4					
S40T-SDQCR/L11				44	40	23	300	2					
A10K-SDQCR/L07		A	●		13	10	7	125	9				
A12M-SDQCR/L07	●			16	12	9	150	8	DC□□0702□□	CS25	T-8		
A16Q-SDQCR/L07	●			20	16	11	180	5					
NEW A16Q-SDQCR/L11		●	●	20	16	11	180	6	DC□□11T3□□	CS35	T-15		
H10K-SDQCR/L07	H	●	●	13	10	7	125	10					
H12M-SDQCR/L07		●	●	16	12	9	150	8	DC□□0702□□	CS25	T-8		
H16Q-SDQCR/L07		●	●	20	16	11	180	6					
H16Q-SDQCR/L07		●		20	16	11	180	6					
H20R-SDQCR/L11		●		25	20	13	200	8	DC□□11T3□□	CS35	T-15		
H25R-SDQCR/L11		●		32	25	17	200	4					
H32S-SDQCR/L11				37	32	20	250	4					
H10K-SDQCR/L07-O	-O	●		13	10	7	125	10					
H12M-SDQCR/L07-O		●		16	12	9	150	8	DC□□0702□□	CS25	T-8		
H16Q-SDQCR/L07-O		●		20	16	11	180	6					
H16Q-SDQCR/L11-O		●		20	16	11	180	6					
H20R-SDQCR/L11-O		●		25	20	13	200	8	DC□□11T3□□	CS35	T-15		
H25R-SDQCR/L11-O		●		32	25	17	200	4					
C10M-SDQCR/L07	C	●		13	10	7	150	10					
C12Q-SDQCR/L07		●	●	16	12	9	180	8	DC□□0702□□	CS25	T-8		
C16R-SDQCR/L07		●	●	20	16	11	200	6					
C16R-SDQCR/L11		●	●	20	16	11	200	6					
C20S-SDQCR/L11		●		25	20	13	250	8	DC□□11T3□□	CS35	T-15		
S25T-SDQCR/L11					32	25	17	300	4				

G
內徑車刀架
BORING BAR


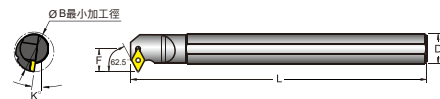
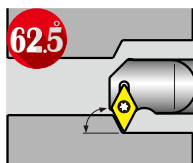


S



- 刀片資料：DC□□0702□□、DC□□11T3□□→參考T頁
- Insert Detail：DC□□0702□□、DC□□11T3□□→Ref.Page-T
- 套筒可另購→參考278~283頁
- Sleeve refer Page-278~283

SDWC



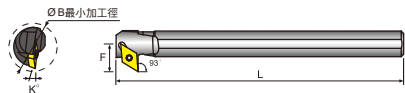
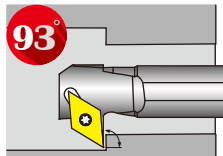
本圖所示為右手刀 (R)
Right-Hand Show

產品型號 Model No	材質 Shank	在庫 Stock		加工徑 Min. Bore Dia.	寸法 Dimension(mm)				刀片 Insert	零件 Parts	
		R	L	ØB	D	F	L	K		螺絲 Screw	旗型扳手 Wrench
NEW S12M-SDWCR/L07	S	●	●	19	12	10.5	150	10	DC□□0702□□	CS25	T-8
NEW S16Q-SDWCR/L07		●	●	23	16	12.5	180	8			
NEW S20R-SDWCR/L07		●	●	27	20	14.5	200	6			
NEW S20R-SDWCR/L11		●	●	27	20	14.5	200	6	DC□□11T3□□	CS35	T-15
NEW S25R-SDWCR/L11		●	●	32	25	17	200	4			
NEW S32S-SDWCR/L11		●	●	40	32	20	250	2			

- 刀片資料：DC□□0702□□、DC□□11T3□□→參考AC-AD頁
- Insert Detail：DC□□0702□□、DC□□11T3□□→Ref.Page-AC~AD

SDZC

G
內徑車刀架
BORING BAR



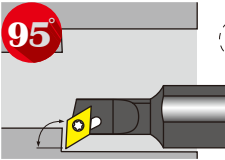
本圖所示為右手刀 (R)
Right-Hand Show

產品型號 Model No	材質 Shank	在庫 Stock		加工徑 Min. Bore Dia.	寸法 Dimension(mm)				刀片 Insert	零件 Parts		價格 Price
		R	L	ØB	D	F	L	K		螺絲 Screw	旗型扳手 Wrench	
S10K-SDZCR/L07	S	●	●	15	10	8.5	125	12	DC□□0702□□	CS25	T-8	
S12M-SDZCR/L07		●	●	17	12	10.5	150	9				
S16Q-SDZCR/L07		●	●	21	16	12.5	18	8				
S20R-SDZCR/L11		●	●	26	20	16.5	200	8	DC□□11T3□□	CS35	T-15	
S25R-SDZCR/L11		●	●	32	25	19	200	6				
S32S-SDZCR/L11		●	●	39	32	22.5	250	4				
S40T-SDZCR/L11		●	●	47	40	26.5	300	4				

- 刀片資料：DC□□0702□□、DC□□11T3□□→參考AC-AD頁
- Insert Detail：DC□□0702□□、DC□□11T3□□→Ref.Page-AC~AD
- 套筒可另購→參考278~283頁
- Sleeve refer Page-278~283

SET-SDUC

95°



本圖所示為右手刀(R)
Right-Hand Show



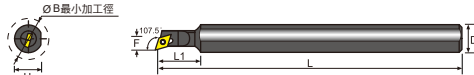
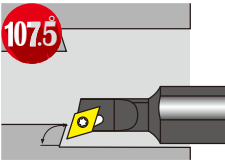
產品型號 Model No	材質 Shank	在庫 Stock		加工徑 Min. Bore Dia. 寸法 Dimension(mm)							刀片 Insert	零件 Parts		價格 Price
		R	L	ØB	D	d	L	L1	F	H		螺絲 Screw	旗型扳手 Wrench	
A0810J-SDUCR/L07	A	●	●	12.5	10	8	110	22	5	9	DC□□0702□□	CS25	T-8	
A1012K-SDUCR/L07		●	●	15.5	12	10	125	28	9	11				
A1216M-SDUCR/L07		●	●	19.5	16	12	150	36	5	15				
A1016SET-SDUCR/L		●	●	A0810J-SDUCR07x1, A1012K-SDUCR07x1, A1216M-SDUCR07x1 CS25x6, T-8x1										

●刀片資料：DC□□0702□□→參考AC~AD頁

●Insert Detail：DC□□0702□□→Ref.Page-AC~AD

SET-SDQC

107.5°



本圖所示為右手刀(R)
Right-Hand Show



產品型號 Model No	材質 Shank	在庫 Stock		加工徑 Min. Bore Dia. 寸法 Dimension(mm)							刀片 Insert	零件 Parts		價格 Price
		R	L	ØB	D	d	L	L1	F	H		螺絲 Screw	旗型扳手 Wrench	
A0810J-SDQCR/L07	A	●	●	14	10	8	110	22	7	9	DC□□0702□□	CS25	T-8	
A1012K-SDQCR/L07		●	●	18	12	10	125	28	9	11				
A1216M-SDQCR/L07		●	●	22	16	12	150	36	11	15				
A1016SET-SDQCR/L		●	●	A0810J-SDQCR07x1, A1012K-SDQCR07x1, A1216M-SDQCR07x1, CS25x6, T-8x1										

●刀片資料：DC□□0702□□→參考AC~AD頁

●Insert Detail：DC□□0702□□→Ref.Page-AC~AD

●套筒可另購→參考278~283頁

●Sleeve refer Page-278~283

G
內徑車刀架
BORING BAR

E
C
T

DC

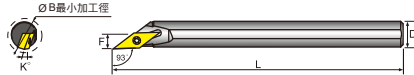
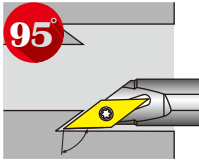
M
V

S

W

S
ER/IR

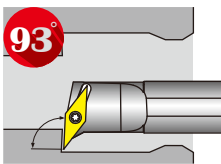
W

SVJC

 本圖所示為右手刀(R)
 Right-Hand Show

產品型號 Model No	材質 Shank	在庫 Stock		加工徑 Min. Bore Dia.				寸法 Dimension(mm)				刀片 Insert	零件 Parts		價格 Price
		R	L	ØB	D	F	L	K	螺絲 Screw	旗型板手 Wrench					
S10K-SVJCR/L11	S	●	●	12	10	6	125	13	VC□□1103□□	CS25	T-8				
S12M-SVJCR/L11		●	●	14	12	7	150	15							
S16Q-SVJCR/L11		●	●	18	16	9	180	14							
S20R-SVJCR/L11		●	●	25	20	10.5	180	10							
S16Q-SVJCR/L16		●	●	18	16	9	180	14							
S20R-SVJCR/L16		●	●	25	20	10.5	200	10	VC□□1604□□	CS35	T-15				
S25R-SVJCR/L16		●	●	32	25	13.5	200	7							
S32S-SVJCR/L16		●	●	40	32	17	250	7							
S40T-SVJCR/L16		●	●	47	40	23.5	300	8							
H10K-SVJCR/L11		H	●		12	10	6	125				13	VC□□1103□□	CS25	T-8
H12M-SVJCR/L11	●			14	12	7	150	15							
H16Q-SVJCR/L11	●			18	16	9	180	14							
H20R-SVJCR/L11	●			25	20	10.5	200	10							
H16Q-SVJCR/L16	●			18	16	9	180	14	VC□□1604□□	CS35	T-15				
H20R-SVJCR/L16	●			25	20	10.5	200	10							
H25R-SVJCR/L16	●			32	25	13.5	200	7							

- 刀片資料：VC□□1103□□、VC□□1604□□→參考AF~AG頁
- Insert Detail：VC□□1103□□、VC□□1604□□→Ref.Page-AF~AG

G
 內徑車刀架
 BORING BAR

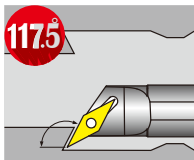
SVUC

 本圖所示為右手刀(R)
 Right-Hand Show

產品型號 Model No	材質 Shank	在庫 Stock		加工徑 Min. Bore Dia.				寸法 Dimension(mm)				刀片 Insert	零件 Parts		價格 Price
		R	L	ØB	D	F	L	K	螺絲 Screw	旗型板手 Wrench					
S16Q-SVUCR/L11	S	●	●	22	16	13	180	10	VC□□1103□□	CS25	T-8				
S20R-SVUCR/L11		●	●	27	20	15	200	10							
S25R-SVUCR/L11		●	●	33	25	17	200	8							
S25R-SVUCR/L16		●	●	33	25	20	200	8							
S32S-SVUCR/L16		●	●	44	32	22	250	10							
S32T-SVUCR/L16		●	●	44	32	22	300	10	VC□□1604□□	CS35	T-15				
S40T-SVUCR/L16		●	●	54	40	27	300	8							

- 刀片資料：VC□□1103□□、VC□□1604□□→參考AF~AG頁
- Insert Detail：VC□□1103□□、VC□□1604□□→Ref.Page-AF~AG
- 套筒可另購→參考278~283頁 ●Sleeve refer Page-278~283

SVQC

117.5°



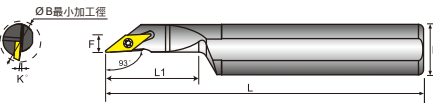
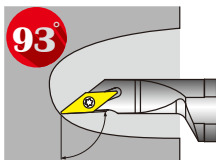
本圖所示為右手刀 (R)
Right-Hand Show

產品型號 Model No	材質 Shank	加工徑 Min. Bore Dia. 寸法 Dimension(mm)						刀片 Insert	零件 Parts		價格 Price
		R	L	ØB	D	F	L		K*	螺絲 Screw	
S16Q-SVQCR/L11	S	●	●	20	16	11	180	10	VC□□1103□□	CS25	T-8
S20R-SVQCR/L11		●	●	25	20	13	200	7			
S25R-SVQCR/L11		●	●	32	25	17	200	5			
S25R-SVQCR/L16		●	●	32	25	17	200	5	VC□□1604□□	CS35	T-15
S32S-SVQCR/L16		●	●	40	32	14	250	5			
S40T-SVQCR/L16		●	●	54	32	27	300	7			

- 刀片資料：VC□□1103□□、VC□□1604□□→參考AF~AG頁
- Insert Detail：VC□□1103□□、VC□□1604□□→Ref.Page-AF~AG

FSVJC

93°



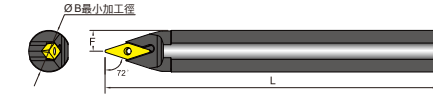
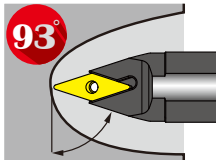
本圖所示為右手刀 (R)
Right-Hand Show

產品型號 Model No	材質 Shank	加工徑 Min. Bore Dia. 寸法 Dimension(mm)						刀片 Insert	零件 Parts		價格 Price
		R	L	ØB	D	F	L		K*	螺絲 Screw	
S16K-FSVJCR/L11	S	●	●	20	16	2	125	5	VC□□1103□□	CS25	T-8
S20M-FSVJCR/L11		●	●	25	20	2	150	5			
S25M-FSVJCR/L11		●	●	30	25	3.5	150	5			

- 刀片資料：VC□□1103□□→參考AF~AG頁
- Insert Detail：VC□□1103□□→Ref.Page-AF~AG

SVVCN

93°




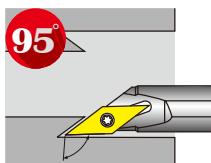
本圖所示為右手刀 (R)
Right-Hand Show

產品型號 Model No	材質 Shank	加工徑 Min. Bore Dia. 寸法 Dimension(mm)						刀片 Insert	零件 Parts		價格 Price
		R	L	ØB	D	F	L		K*	螺絲 Screw	
S25R-SVVCN16	S	●	●	26	25	12.5	200	0	VC□□1604□□	CS35	T-15
S32S-SVVCN16		●	●	33	32	16	250	10			
S40T-SVVCN16		●	●	42	40	20	300	0			

- 刀片資料：VC□□1604□□→參考AF~AG頁
- Insert Detail：VC□□1604□□→Ref.Page-AF~AG
- 套筒可另購→參考278~283頁
- Sleeve refer Page-278~283

G
內徑車刀架
BORING BAR

- E
- T
- D
- VC
- M
- S
- W
- ER/IR

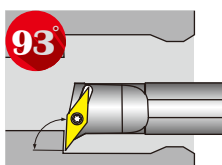
SVJB

 本圖所示為右手刀 (R)
 Right-Hand Show

產品型號 Model No	材質 Shank	在庫 Stock		加工徑 Min. Bore Dia.		寸法 Dimension(mm)				刀片 Insert	零件 Parts		價格 Price
		R	L	ØB	D	F	L	K	螺絲 Screw		旗型扳手 Wrench		
S10K-SVJBR/L11	S	●	●	12	10	6	125	10	VB□□1103□□	CS25	T-8		
S12M-SVJBR/L11		●	●	14	12	7	150	10					
NEW S16Q-SVJBR/L11		●	●	18	16	9	180	14	VB□□1103□□	CS25	T-8		
NEW S20R-SVJBR/L11		●	●	25	20	10.5	200	10					
S16Q-SVJBR/L16		●	●	18	16	9	180	7	VB□□1604□□	CS35	T-15		
S20R-SVJBR/L16		●	●	25	20	9	200	7					
S25R-SVJBR/L16		●	●	32	25	11	200	7	VB□□1604□□	CS35	T-15		
S32S-SVJBR/L16		●	●	40	32	14	250	5					
S40T-SVJBR/L16		●	●	57	40	28.5	300	8	VB□□1103□□	CS25	T-8		
H10K-SVJBR/L11		●		12	10	6	125	10					
H12M-SVJBR/L11	●		14	12	7	150	10	VB□□1103□□	CS25	T-8			
H16Q-SVJBR/L11	●		18	16	9	180	7						
H20R-SVJBR/L11	●		25	20	10.5	200	7	VB□□1604□□	CS35	T-15			
H16Q-SVJBR/L16	●		18	16	9	180	7						
H20R-SVJBR/L16	●		25	20	10.5	200	7	VB□□1604□□	CS35	T-15			
H25R-SVJBR/L16	●		32	25	13.5	200	7						

- 刀片資料：VB□□1103□□、VB□□1604□□→參考AK頁
- Insert Detail：VB□□1103□□、VB□□1604□□→Ref.Page-AK

G

 內徑車刀架
 BORING BAR

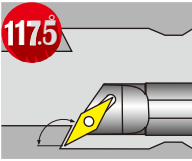
SVUB

 本圖所示為右手刀 (R)
 Right-Hand Show

產品型號 Model No	材質 Shank	在庫 Stock		加工徑 Min. Bore Dia.		寸法 Dimension(mm)				刀片 Insert	零件 Parts		價格 Price
		R	L	ØB	D	F	L	K	螺絲 Screw		旗型扳手 Wrench		
S16Q-SVUBR/L11	S	●	●	22	16	13	180	10	VB□□1103□□	CS25	T-8		
S20R-SVUBR/L11		●	●	27	20	15	200	10					
NEW S25R-SVUBR/L11		●	●	33	25	20	200	8	VB□□1103□□	CS25	T-8		
S25R-SVUBR/L16		●	●	33	25	17	200	5					
S32S-SVUBR/L16		●	●	44	32	22	250	10	VB□□1604□□	CS35	T-15		
S40T-SVUBR/L16		●	●	51	40	27	300	8					

- 刀片資料：VB□□1103□□、VB□□1604□□→參考AK頁
- Insert Detail：VB□□1103□□、VB□□1604□□→Ref.Page-AK
- 套筒可另購→參考278~283頁 ●Sleeve refer Page-278~283



SVQB


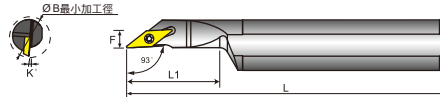
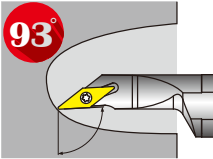


本圖所示為右手刀(R)
Right-Hand Show

產品型號 Model No	材質 Shank	在庫 Stock		加工徑 Min. Bore Dia. ØB	寸法 Dimension(mm)				刀片 Insert	零件 Parts		價格 Price
		R	L		D	F	L	K*		螺絲 Screw	旗型扳手 Wrench	
S16Q-SVQBR/L11	S	●	●	20	16	11	180	7	VB□□1103□□	CS25	T-8	
S20R-SVQBR/L11		●	●	25	20	13	200	7				
S25R-SVQBR/L11		●	●	32	25	17	200	5				
S25R-SVQBR/L16		●	●	32	25	17	200	5	VB□□1604□□	CS35	T-15	
S32S-SVQBR/L16		●	●	40	32	14	250	5				
S40T-SVQBR/L16		●	●	54	40	27	300	7				

- 刀片資料：VB□□1103□□、VB□□1604□□→參考AK頁
- Insert Detail：VB□□1103□□、VB□□1604□□→Ref.Page-AK

FSVJB

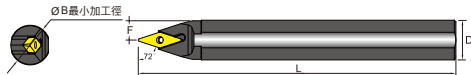
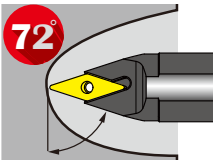


本圖所示為右手刀(R)
Right-Hand Show

產品型號 Model No	材質 Shank	在庫 Stock		加工徑 Min. Bore Dia. ØB	寸法 Dimension(mm)					刀片 Insert	零件 Parts		價格 Price
		R	L		D	F	L	L1	K*		螺絲 Screw	旗型扳手 Wrench	
S16K-FSVJBR/L11	S	●	●	20	16	2	125	36	5	VC□□1103□□	CS25	T-8	
S20M-FSVJBR/L11		●	●	25	20	2	150	37.5	5				
S25M-FSVJBR/L11		●	●	30	25	3.5	150	45	5				

- 刀片資料：VB□□1103□□→參考AK頁
- Insert Detail：VB□□1103□□→Ref.Page-AK

SVVBN




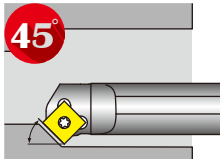
本圖所示為右手刀(R)
Right-Hand Show

產品型號 Model No	材質 Shank	在庫 Stock	加工徑 Min. Bore Dia. ØB	寸法 Dimension(mm)			刀片 Insert	零件 Parts		價格 Price	
		●		D	F	L		K*	螺絲 Screw		旗型扳手 Wrench
S32S-SVVBN16	S	●	33	32	16	250	10	VB□□1604□□	CS35	T-15	
S40T-SVVBN16		●	42	40	20	300	0				

- 刀片資料：VB□□1604□□→參考AK頁
- Insert Detail：VB□□1604□□→Ref.Page-AK
- 套筒可另購→參考278~283頁
- Sleeve refer Page-278~283

G
內徑車刀架
BORING BAR

- E
- T
- D
- VB
- M
- S
- W
- S
- ER/IR


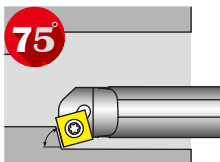
I SSSC

 本圖所示為右手刀(R)
 Right-Hand Show

產品型號 Model No	材質 Shank	在庫 Stock		加工徑 Min. Bore Dia. ØB	寸法 Dimension(mm)				刀片 Insert	零件 Parts		價格 Price
		R	L		D	F	L	K°		螺絲 Screw	旗型扳手 Wrench	
S12M-SSSCR/L09	S	●	●	16	12	9.5	150	12	SC□□09T3□□	CS35	T-15	
S16Q-SSSCR/L09		●	●	22	16	12.5	180	10				
S20R-SSSCR/L09		●	●	26	20	14.5	200	8				
S25R-SSSCR/L09		●	●	31	25	17	200	6				
NEW S32S-SSSCR09		●	●	37	32	20.5	250	4				

- 刀片資料：SC□□09T3□□→參考AE頁
- Insert Detail：SC□□09T3□□→Ref.Page-AE

G

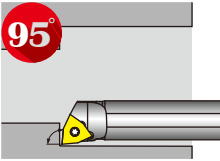
 內徑車刀架
 BORING BAR

I SSKC

 本圖所示為右手刀(R)
 Right-Hand Show

產品型號 Model No	材質 Shank	在庫 Stock		加工徑 Min. Bore Dia. ØB	寸法 Dimension(mm)				刀片 Insert	零件 Parts		價格 Price
		R	L		D	F	L	K°		螺絲 Screw	旗型扳手 Wrench	
S12M-SSKCR/L09	S	●	●	16	12	8.5	150	12	SC□□09T3□□	CS35	T-15	
S16N-SSKCR/L09		●	●	20	16	10.5	160	10				
S16Q-SSKCR/L09		●	●	20	16	10.5	180	10				
S20R-SSKCR/L09		●	●	24	20	12.5	200	8				
S25R-SSKCR/L09		●	●	31	25	17	200	6				

- 刀片資料：SC□□09T3□□→參考AE頁
- Insert Detail：SC□□09T3□□→Ref.Page-AE
- 套筒可另購→參考278~283頁
- Sleeve refer Page-278~283

SWLC



本圖所示為右手刀(R)
Right-Hand Show

產品型號 Model No	材質 Shank	在庫 Stock		加工徑 Min. Bore Dia.	寸法 Dimension(mm)				刀片 Insert	零件 Parts		價格 Price		
		R	L	ØB	D	F	L	K°		螺絲 Screw	旗型扳手 Wrench			
S08K-SWLCR/L03-10	S	●	●	10	8	5.4	125	13	WC□□0302□□	CS25	T-8			
S10K-SWLCR/L03-12		●	●	12	10	6	125	12						
S08K-SWLCR/L04-10		●	●	10	8	5.5	125	13	WC□□0402□□					
S12M-SWLCR/L04-14		●	●	14	12	7	150	12						
S16Q-SWLCR/L04-18		●	●	18	16	9	180	9	WC□□0503□□			CS30	T-10	
S20R-SWLCR/L05-22		●	●	22	20	11	200	10						

●刀片資料：WC□□0302□□、WC□□0402□□、WC□□0503□□→參考AN頁

●Insert Detail：WC□□0302□□、WC□□0402□□、WC□□0503□□→Ref.Page-AN

G 內徑車刀架 BORING BAR



- 套筒可另購→參考278~283頁
- Sleeve refer Page-278~283

STUB

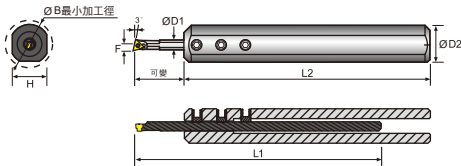
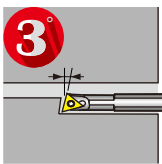
 本圖所示為右手刀 (R)
 Right-Hand Show

產品型號 Model No	材質 Shank	在庫 Stock / 加工徑 Min. Bore Dia. / 寸法 Dimension(mm)								刀片 Insert	零件 Parts		價格 Price
		R	L	ØB	D	L	L1	H	F		螺絲 Screw	旗型扳手 Wrench	
S0806K-STUBR/L06-07-L20	S	●		7	8	125	20	7	3.5	TB□□ 0601□□	CS20	T-6	
S1606K-STUBR/L06-07		●		7	16	110	15	15	3.5				
S1607J-STUBR/L06-08		●		8	16	110	15	15	4				
S1608J-STUBR/L06-09		●		9	16	110	15	15	4.5				
S1609J-STUBR/L06-10		●		10	16	110	15	15	5				
H0806K-STUBR/L06-07-L20	H	●		7	8	125	20	7	3.5				
H1606J-STUBR/L06-07		●		7	16	110	15	15	3.5				
H1607J-STUBR/L06-08		●		8	16	110	15	15	4				
H1608J-STUBR/L06-09		●		9	16	110	15	15	4.5				
H1609J-STUBR/L06-10		●		10	16	110	15	15	5				

- 刀片資料：TB□□0601□□→參考AJ頁
- Insert Detail：TB□□0601□□→Ref.Page-AJ

G


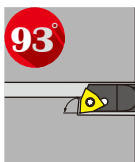
 內徑車刀架
 BORING BAR

STUB

 本圖所示為右手刀 (R)
 Right-Hand Show

產品型號 Model No	材質 Shank	在庫 Stock / 加工徑 Min. Bore Dia. / 寸法 Dimension(mm)								刀片 Insert	零件 Parts		價格 Price	
		R	L	ØB	ØD1	H	L1	L2	F		ØD2	螺絲 Screw		旗型扳手 Wrench
S06J-STUBR06-08	S	●		8	8	15	110	100	4	16	TB□□ 0601□□	CS20	T-6	
C06J-STUBR/L06-07	C	●	●	7	7	15	110	100	3.5	16				
C0807K-STUBR/L06-08		●	●	6	6	7.4	125	100	4	20				

- 刀片資料：TB□□0601□□→參考AJ頁
- Insert Detail：TB□□0601□□→Ref.Page-AJ
- 套筒可另購→參考278~283頁
- Sleeve refer Page-278~283

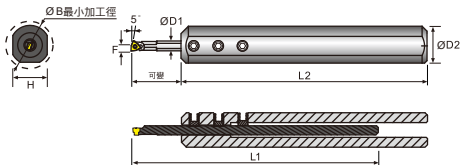
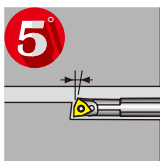
SWUB



產品型號 Model No	材質 Shank	在庫 Stock		加工徑 Min. Bore Dia.		寸法 Dimension(mm)					刀片 Insert	零件 Parts		價格 Price
		R	L	ØB	D	L	L1	H	F	螺絲 Screw		旗型扳手 Wrench		
S1005J-SWUBR/L06-06	S	●		6	10	110	15	9	3	WB□□0601□□	CS20	T-6		
S1006J-SWUBR/L06-07		●		7	10	110	15	9	3.5					
S1205J-SWUBR/L06-06		●		6	12	110	15	11	3					
S1605J-SWUBR/L06-06		●		6	16	110	15	15	3					
S1606J-SWUBR/L06-07		●		7	16	110	15	15	3.5					
S1607J-SWUBR/L06-08		●		8	16	110	15	15	4					
S1608-SWUBR/L06-09		●		9	16	110	15	15	4.5					

- 刀片資料：WB□□0601□□→參考AJ頁
- Insert Detail：WB□□0601□□→Ref.Page-AJ

SWUB

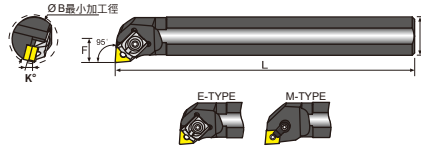
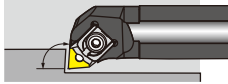


產品型號 Model No	材質 Shank	在庫 Stock		加工徑 Min. Bore Dia.		寸法 Dimension(mm)					刀片 Insert	零件 Parts		價格 Price	
		R	L	ØB	ØD1	H	L1	L2	F	ØD2		螺絲 Screw	旗型扳手 Wrench		
C05H-SWUBR/L06-06	C	●		6	5	15	100	100	2.75	16	WB□□0601□□	CS20	T-6		
C06J-SWUBR/L06-07		●		7	6	15	110	100	3.5	16					
S06J-SWUBR/L06-08		●		8	6	5	110	100	4	16					
C0807K-SWUBR/L06-08		●		8	7	15	125	100	4	16					

- 刀片資料：WB□□0601□□→參考AJ頁
- Insert Detail：WB□□0601□□→Ref.Page-AJ
- 套筒可另購→參考278~283頁
- Sleeve refer Page-278~283

G
內徑車刀架
BORING BAR

- C
- E
- T
- D
- V
- M
- S
- WB
- S
- ER/IR

ECLN
95°

 本圖所示為右手刀 (R)
 Right-Hand Show

產品型號 Model No	材質 Shank	在庫 Stock		加工徑 Min. Bore Dia.		寸法 Dimension(mm)				刀片 Insert	零件 Parts						價格 Price
		R	L	ØB	D	F	L	K	墊片 Shim		中心銷 Screw of shim	壓板 Clamp	螺絲 Screw	C扣環 Clasp	L型板手 Wrench		
S32S-ECLNR/L12	S	●	●	40	32	22	250	14	CN□□ 1204□□	SMC-432	LW-4B	CN12-2	CS80	C-6	LW030 LW040		
S32U-ECLNR/L12		●	●	40	32	22	350	14									
S40T-ECLNR/L12		●	●	50	40	27	300	12									
S40W-ECLNR/L12		●	●	50	40	27	450	12									
S50U-ECLNR/L12		●	●	63	50	35	350	12									
S50Y-ECLNR/L12		●	●	63	50	35	500	12									
S60V-ECLNR/L12		●	●	72	60	36	400	10									
S60X-ECLNR/L12		●	●	72	60	36	600	10									
S63Y-ECLNR/L12		●	●	76	63	38	500	10									

G
 內徑車刀架
 BORING BAR

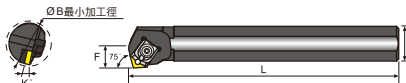
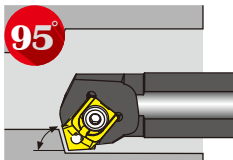
CN
E
T
D
V
M
S
W
S
ER/IR

產品型號 Model No	材質 Shank	在庫 Stock		加工徑 Min. Bore Dia.		寸法 Dimension(mm)				刀片 Insert	零件 Parts				價格 Price
		R	L	ØB	D	F	L	K	墊片 Shim		中心銷 Screw of shim	壓板 Clamp	雙頭螺絲 Screw	L型板手 Wrench	
S16Q-MCLNR/L09	S	●	●	22	16	11	180	17	CN□□ 0903□□	-	LCS-509	CP50-21	CS70-20	LW020 LW025	
S20R-MCLNR/L09		●	●	25	20	13	200	17							
S20R-MCLNR/L12		●	●	25	20	13	200	17							
S25R-MCLNR/L12		●	●	32	25	17	200	14	CN□□ 1204□□	SMC-432	LCS-511	CP50-22	CS70-21	LW025 LW030	
S32S-MCLNR/L12		●	●	40	32	22	250	14							
NEW S32U-MCLNR12		●	●	40	32	22	350	14							
S40T-MCLNR/L12		●	●	50	40	27	300	12	CN□□ 1204□□	SMC-432	LCS-617	CP50-22	CS70-22	LW030	
S50U-MCLNR/L12		●	●	63	50	35	350	12							

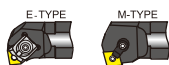
- 刀片資料：CN□□0903□□、CN□□1204□□→參考J-K頁
- Insert Detail：CN□□0903□□、CN□□1204□□→Ref.Page-J-K
- 推薦優先選用E-Type。
- Recommend you to choose our patent products E-Type.
- 套筒可另購→參考278~283頁
- Sleeve refer Page-278~283

ECKN

95°



本圖所示為右手刀(R)
Right-Hand Show



產品型號 Model No	材質 Shank	在庫 Stock		加工徑 Min. Bore Dia.		寸法 Dimension(mm)				刀片 Insert	零件 Parts						價格 Price
		R	L	ØB	D	F	L	K*	墊片 Shim		中心銷 Screw of shim	壓板 Clamp	螺絲 Screw	C扣環 Clasp	L型板手 Wrench		
S32S-ECKNR/L12	S	●	●	40	32	22	250	14	CN□□ 1204□□	SMC-432	LW-4B	CN12-4	CS80	C-6	LW030 LW040		
S40T-ECKNR/L12		●	●	50	40	27	300	12									
S50U-ECKNR/L12		●	●	63	50	35	350	12									

產品型號 Model No	材質 Shank	在庫 Stock		加工徑 Min. Bore Dia.		寸法 Dimension(mm)				刀片 Insert	零件 Parts					價格 Price	
		R	L	ØB	D	F	L	K*	墊片 Shim		中心銷 Screw of shim	壓板 Clamp	雙頭螺絲 Screw	L型板手 Wrench			
S20R-MCKNR/L12	S	●	●	25	20	18	200	17	CN□□ 1204□□	-	LCS-511	CP50-21	CS70-20	LW025			
S25R-MCKNR/L12		●	●	32	25	17	200	14								CS70-21	LW025 LW030
S32S-MCKNR/L12		●	●	40	32	22	250	12									
S40T-MCKNR/L12		●	●	50	40	27	300	12									
S50U-MCKNR/L12		●	●	63	50	35	350	12									

- 刀片資料：CN□□1204□□→參考J-K頁
- Insert Detail：CN□□1204□□→Ref.Page J-K

- 推薦優先選用E-Type。
- Recommend you to choose our patent products E-Type.
- 套筒可另購→參考278~283頁
- Sleeve refer Page-278~283

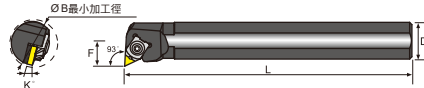
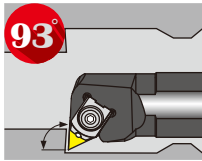
G
內徑車刀架
BORING BAR

E

M

S

ER/IR

ETUN

 本圖所示為右手刀 (R)
 Right-Hand Show

產品型號 Model No	材質 Shank	在庫 Stock		加工徑 Min. Bore Dia.		寸法 Dimension(mm)				刀片 Insert	零件 Parts						價格 Price
		R	L	ØB	D	F	L	K	墊片 Shim		中心銷 Screw of shim	壓板 Clamp	螺絲 Screw	C扣環 Clasp	L型板手 Wrench		
S25R-ETUNR/L16	S	●	●	32	25	17	200	12	TN□□ 1604□□	SMT-322	LT-2	TN16-2	CS60E	C-5	LW025 LW030		
S25T-ETUNR/L16		●	●	32	25	17	300	12									
S32S-ETUNR/L16		●	●	40	32	22	250	10									LT-4
S32U-ETUNR/L16		●	●	40	32	22	350	10									
S40T-ETUNR/L16		●	●	50	40	27	300	10									LT-3
S40W-ETUNR/L16		●	●	50	40	27	450	10									
S50U-ETUNR/L16		●	●	63	50	35	350	8									LT-3
S50Y-ETUNR/L16		●	●	63	50	35	500	8									
S60V-ETUNR/L16		●	●	72	60	36	400	10									LT-3
S60X-ETUNR/L16		●	●	72	60	36	600	10									
S63Y-ETUNR/L16		●	●	76	63	38	500	10									LT-4
A32Q-ETUNR/L16		A		39	32	22	180	10									

G
 內徑車刀架
 BORING BAR

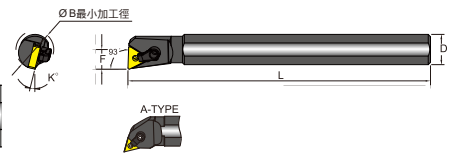
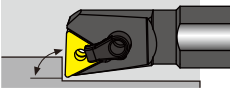
-  C
-  **TN** **E**
-  D
-  V **M**
-  S
-  W **S**
-  ER/IR

- 刀片資料：TN□□1604□□→參考L~N頁
- Insert Detail：TN□□1604□□→Ref.Page.L~N

- 推薦優先選用E-Type。
- Recommend you to choose our patent products E-Type.
- 套筒可另購→參考278~283頁
- Sleeve refer Page-278~283

MTUN

93°



本圖所示為右手刀 (R)
Right-Hand Show

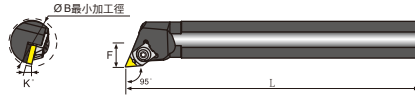
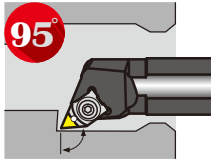
產品型號 Model No	材質 Shank	在庫 Stock		加工徑 Min. Bore Dia	寸法 Dimension(mm)				刀片 Insert	零件 Parts					價格 Price
		R	L	ØB	D	F	L	K'		墊片 Shim	中心銷 Screw of shim	壓板 Clamp	雙頭螺絲 Screw	L型扳手 Wrench	
S16Q-MTUNR/L16	S	●	●	22	16	11	180	17	TN□□ 1604□□	-	LCS-510	CP50-21	CS70-20	LW020 LW025	
S20R-MTUNR/L16		●	●	25	20	13	200	17							
S20R-MTUNR/L16A		●	●	25	20	13	200	17							
S25R-MTUNR/L16		●	●	32	25	17	200	12							
S25R-MTUNR/L16A		●	●	32	25	17	200	12							
S32S-MTUNR/L16A		●	●	40	32	22	250	10							
S40T-MTUNR/L16A		●	●	50	40	27	300	10							
S50U-MTUNR/L16A		●	●	63	50	35	350	8							
									SMT-322	LCS-513	CP50-22	CS70-21	LW020 LW030		

- 刀片資料：TN□□1604□□→參考L~N頁
- Insert Detail：TN□□1604□□→Ref. Page L~N

G 內徑車刀架 BORING BAR

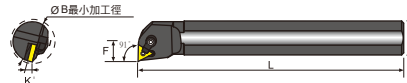
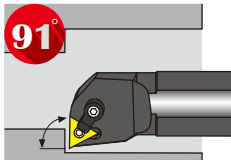
- E
- D
- M
- S
- S
- S

- 推薦優先選用E-Type。
- Recommend you to choose our patent products E-Type.
- 套筒可另購→參考278~283頁
- Sleeve refer Page-278~283

ETLN

 本圖所示為右手刀 (R)
 Right-Hand Show

產品型號 Model No	材質 Shank	在庫 Stock		加工徑 Min. Bore Dia.		寸法 Dimension(mm)			刀片 Insert	零件 Parts						價格 Price
		R	L	ØB	D	F	L	K*		墊片 Shim	中心銷 Screw of shim	壓板 Clamp	螺絲 Screw	C扣環 Clasp	L型板手 Wrench	
S20R-ETLNR/L16	S	●	●	25	20	13	200	17	TN□□ 1604□□	-	LT-2	TN16-2	CS60E	C-5	LW025 LW030	
S25R-ETLMR/L16		●	●	32	25	17	200	12								

- 刀片資料：TN□□1604□□→參考L~N頁
- Insert Detail：TN□□1604□□→Ref.Page-L~N

MTFN

 本圖所示為右手刀 (R)
 Right-Hand Show

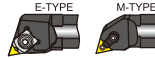
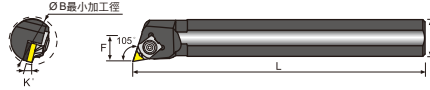
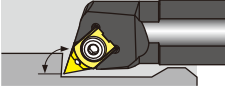
產品型號 Model No	材質 Shank	在庫 Stock		加工徑 Min. Bore Dia.		寸法 Dimension(mm)			刀片 Insert	零件 Parts					價格 Price
		R	L	ØB	D	F	L	K*		墊片 Shim	中心銷 Screw of shim	壓板 Clamp	雙頭螺絲 Screw	L型板手 Wrench	
S20R-MTFNR/L16	S	●	●	25	20	13	200	17	TN□□ 1604□□	-	LCS-510	CP50-21	CS70-20	LW020 LW025	
S25R-MTFNR/L16		●	●	32	25	17	200	12							CS70-21
S32S-MTFNR/L16		●	●	40	32	22	250	10				CP50-22	LW020 LW030		
S40T-MTFNR/L16		●	●	50	40	27	300	10							
S50U-MTFNR/L16		●	●	63	50	35	350	8							

- 刀片資料：TN□□1604□□→參考L~N頁
- Insert Detail：TN□□1604□□→Ref.Page-L~N

- 推薦優先選用E-Type。
- Recommend you to choose our patent products E-Type.
- 套筒可另購→參考278~283頁
- Sleeve refer Page-278~283

ETQN

105°



本圖所示為右手刀 (R)
Right-Hand Show

產品型號 Model No	材質 Shank	在庫 Stock		加工徑 Min. Bore Dia.		寸法 Dimension(mm)				刀片 Insert	零件 Parts						價格 Price
		R	L	ØB	D	F	L	K'	墊片 Shim		中心銷 Screw of shim	壓板 Clamp	螺絲 Screw	C扣環 Clasp	L型板手 Wrench		
S20R-ETQNR/L16	S	●	●	25	20	13	200	17	TN□□ 1604□□	-	LT-2	TN16-2	CS60E	C-5	LW025 LW030		
S25R-ETQNR/L16		●	●	32	25	17	200	12									
S32S-ETQNR/L16		●	●	40	32	22	250	10		SMT-322	LT-4						
S40T-ETQNR/L16		●	●	50	40	27	300	10				TN16-3	CS80	C-6	LW025 LW040		
S50U-ETQNR/L16		●	●	63	50	35	350	8									

產品型號 Model No	材質 Shank	在庫 Stock		加工徑 Min. Bore Dia.		寸法 Dimension(mm)				刀片 Insert	零件 Parts					價格 Price
		R	L	ØB	D	F	L	K'	墊片 Shim		中心銷 Screw of shim	壓板 Clamp	雙頭螺絲 Screw	L型板手 Wrench		
S20R-MTQNR/L16	S	●	●	25	20	13	200	17	TN□□ 1604□□	-	LCS-510	CP50-21	CS70-20	LW020 LW025		
S25R-MTQNR/L16		●	●	32	25	17	200	12					CS70-21			
S32S-MTQNR/L16		●	●	40	32	22	250	10								
S40T-MTQNR/L16		●	●	50	40	27	300	10		SMT-322	LCS-513			CS70-22	LW020 LW030	
S50U-MTQNR/L16		●	●	63	50	35	350	8								

- 刀片資料：TN□□1604□□→參考L-N頁
- Insert Detail：TN□□1604□□→Ref.Page.L~N

- 推薦優先選用E-Type。
- Recommend you to choose our patent products E-Type.
- 套筒可另購→參考278~283頁
- Sleeve refer Page-278~283

G
內徑車刀架
BORING BAR

E
TN

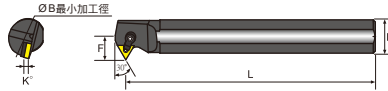
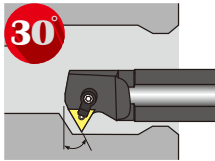
D

M
V

S
S

S
W
ER/IR

MTWN



本圖所示為右手刀 (R)
Right-Hand Show

產品型號 Model No	材質 Shank	在庫 Stock		加工徑 Min. Bore Dia	寸法 Dimension(mm)				刀片 Insert	零件 Parts					價格 Price
		R	L	ØB	D	F	L	K'		墊片 Shim	中心銷 Screw of shim	壓板 Clamp	雙頭螺絲 Screw	L型扳手 Wrench	
S16Q-MTWNR/L16	S	●	●	21	16	11	150	20	TN□□ 1604□□	-	LCS-510	CP50-21	CS70-20	LW020 LW025	
S20R-MTWNR/L16		●	●	27	20	14	200	17							
S25R-MTWNR/L16		●	●	32	25	17	200	12	SMT-322	LCS-513	CP50-22	CS70-21	LW020 LW030		
S32S-MTWNR/L16		●	●	39	32	20	250	17							
S40T-MTWNR/L16		●	●	50	40	24	300	15							
S50U-MTWNR/L16		●	●	57	50	29	350	12							

- 刀片資料：TN□□1604□□→參考L~N頁
- Insert Detail：TN□□1604□□→Ref.Page L~N

G

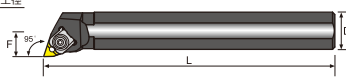
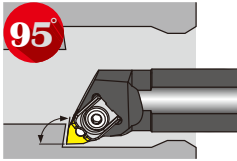
內徑車刀架
BORING BAR



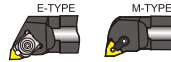
- 推薦優先選用E-Type。
- Recommend you to choose our patent products E-Type.
- 套筒可另購→參考278~283頁
- Sleeve refer Page-278~283

EWLNR

95°



本圖所示為右手刀 (R)
Right-Hand Show



產品型號 Model No	材質 Shank	在庫 Stock		加工徑 Min. Bore Dia.	寸法 Dimension (mm)				刀片 Insert	零件 Parts							價格 Price
		R	L	ØB	D	F	L	K'		墊片 Shim	中心銷 Screw of shim	壓板 Clamp	螺絲 Screw	C扣環 Clasp	L型板手 Wrench		
S20R-EWLNR/L06	S	●	●	25	20	13	200	17	WN□□ 0604□□	-	LT-2	WN06-2	CS60E	C-5	LW025 LW030		
S25R-EWLNR/L06		●	●	32	25	17	200	14									
S25R-EWLNR/L08		●	●	32	25	17	200	14	WN□□ 0804□□	SMW-422	LW-4B	WN08-4	CS80	C-6	LW030 LW040		
S25T-EWLNR/L08		●	●	32	25	17	300	14									
S32S-EWLNR/L08		●	●	40	32	22	250	14									
S32U-EWLNR/L08		●	●	40	32	22	350	14									
S40T-EWLNR/L08		●	●	50	40	27	300	12									
S40W-EWLNR/L08		●	●	50	40	27	450	12									
S50U-EWLNR/L08		●	●	63	50	35	350	12									
S50Y-EWLNR/L08		●	●	63	50	35	500	12									

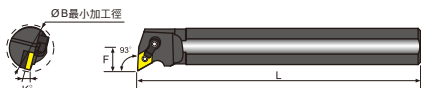
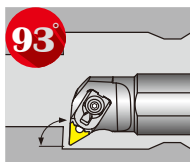
產品型號 Model No	材質 Shank	在庫 Stock		加工徑 Min. Bore Dia.	寸法 Dimension (mm)				刀片 Insert	零件 Parts					價格 Price
		R	L	ØB	D	F	L	K'		墊片 Shim	中心銷 Screw of shim	壓板 Clamp	雙頭螺絲 Screw	L型板手 Wrench	
S16Q-MWLNR/L06	S	●	●	22	16	11	180	20	WN□□ 0604□□	-	LCS-510	CP50-21	CS70-20	LW020 LW025	
S20R-MWLNR/L08		●	●	25	20	13	200	17							
S25R-MWLNR/L08		●	●	32	25	17	200	14	WN□□ 0804□□	SMW-422	LCS-617	CP50-22	CS70-21	LW020 LW030	
S32S-MWLNR/L08		●	●	40	32	22	250	14							
S40T-MWLNR/L08		●	●	50	40	27	300	12							
S50U-MWLNR/L08		●	●	63	50	35	350	12					CS70-22		

●刀片資料：WN□□0604□□、WN□□0804□□→參考O~P頁
●Insert Detail：WN□□0604□□、WN□□0804□□→Ref.Page.O~P

- 推薦優先選用E-Type。
- Recommend you to choose our patent products E-Type.
- 套筒可另購→參考278~283頁
- Sleeve refer Page-278~283

G
內徑車刀架
BORING BAR



EDUN

 本圖所示為右手刀 (R)
 Right-Hand Show

產品型號 Model No	材質 Shank	在庫 Stock		加工徑 Min. Bore Dia.		寸法 Dimension(mm)				刀片 Insert	零件 Parts						價格 Price
		R	L	ØB	D	F	L	K*	墊片 Shim		中心銷 Screw of shim	壓板 Clamp	螺絲 Screw	C扣環 Clasp	L型板手 Wrench		
S40T-EDUNR/L15	S	●	●	50	40	27	300	10	DN□□ 1504□□	SMD-463	LD-1	DN15	CS80	C-6	LW030 LW040		
S50U-EDUNR/L15		●	●	63	50	35	350	10	DN□□ 1506□□	SMD-466	LW-4						
S40T-EDUNR/L15A		●	●	50	40	27	300	10									
S50U-EDUNR/L15A		●	●	63	50	35	350	10									

G

 內徑車刀架
 BORING BAR

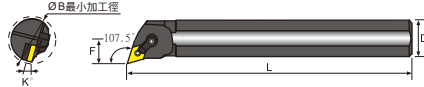
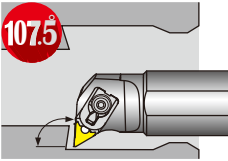

產品型號 Model No	材質 Shank	在庫 Stock		加工徑 Min. Bore Dia.		寸法 Dimension(mm)				刀片 Insert	零件 Parts					價格 Price
		R	L	ØB	D	F	L	K*	墊片 Shim		中心銷 Screw of shim	壓板 Clamp	雙頭螺絲 Screw	L型板手 Wrench		
S25R-MDUNR/L15	S	●	●	32	25	17	200	12	DN□□ 1504□□	-	LCS-511	CP50-24	CS70-21	LW025 LW030		
S32S-MDUNR/L15		●	●	40	32	22	250	10		SMD-463	LCS-619					
S40T-MDUNR/L15		●	●	50	40	27	300	10								
S50U-MDUNR/L15		●	●	63	50	32	350	10								

- 刀片資料：DN□□1504□□、DN□□1506□□→參考Q~R頁
- Insert Detail：DN□□1504□□、DN□□1506□□→Ref.Page-Q~R

- 推薦優先選用E-Type。
- Recommend you to choose our patent products E-Type.
- 此刀架本體共用。
- DN□□1504 and DN□□1506 inserts can be use the same tool body.
- 套筒可另購→參考278~283頁
- Sleeve refer Page-278~283

EDQN

107.5



本圖所示為右手刀 (R)
Right-Hand Show



產品型號 Model No	材質 Shank	在庫 Stock		加工徑 Min. Bore Dia.		寸法 Dimension (mm)				刀片 Insert	零件 Parts							價格 Price
		R	L	ØB	D	F	L	K'	墊片 Shim		中心銷 Screw of shim	壓板 Clamp	螺絲 Screw	C扣環 Clasp	L型板手 Wrench			
S40T-EDQNR/L15	S	●	●	50	40	27	300	10	DN□□ 1504□□	SMD-463	LD-1	DN15	CS80	C-6	LW030 LW040			
S50U-EDQNR/L15		●	●	63	50	35	350	10										
S40T-EDQNR/L15A		●	●	50	40	27	300	10	DN□□ 1506□□	SMD-466	LW-4							
S50U-EDQNR/L15A		●	●	63	50	35	350	10										

產品型號 Model No	材質 Shank	在庫 Stock		加工徑 Min. Bore Dia.		寸法 Dimension (mm)				刀片 Insert	零件 Parts					價格 Price
		R	L	ØB	D	F	L	K'	墊片 Shim		中心銷 Screw of shim	壓板 Clamp	雙頭螺絲 Screw	L型板手 Wrench		
S25R-MDQNR/L15	S	●	●	32	25	17	200	12	DN□□ 1504□□	-	LCS-511	CP50-24	CS70-21	LW025 LW030		
S32S-MDQNR/L15		●	●	40	32	22	250	10								
S40T-MDQNR/L15		●	●	50	40	27	300	10	SMD-463	LCS-619			LW030			
S50U-MDQNR/L15		●	●	63	50	35	350	10								

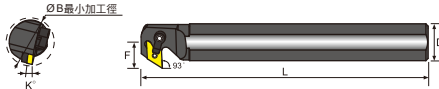
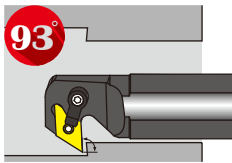
●刀片資料：DN□□1504□□、DN□□1506□□→參考Q-R頁
 ●Insert Detail：DN□□1504□□、DN□□1506□□→Ref.Page-Q-R

- 推薦優先選用E-Type。
- Recommend you to choose our patent products E-Type.
- 此刀架本體共用。
- DN□□1504 and DN□□1506 inserts can be use the same tool body.
- 套筒可另購→參考278~283頁
- Sleeve refer Page-278~283

G
內徑車刀架
BORING BAR

E
C
T
DN
V
S
W
ER/IR

MDZN



本圖所示為右手刀 (R)
Right-Hand Show

產品型號 Model No	材質 Shank	在庫 Stock		加工徑 Min. Bore Dia	寸法 Dimension(mm)				刀片 Insert	零件 Parts					價格 Price
		R	L	ØB	D	F	L	K		墊片 Shim	中心銷 Screw of shim	壓板 Clamp	雙頭螺絲 Screw	L型板手 Wrench	
S32S-MDZNR/L15	S	●	●	40	32	23	250	17	DN□□ 1504□□	SMD-463	LCS-619	CP50-24	CS70-21	LW030	
S40T-MDZNR/L15		●	●	50	40	27	300	15					CS70-22		
S50U-MDZNR/L15		●	●	63	50	35	350	12							

- 刀片資料：DN□□1504□□→參考Q~R頁
- Insert Detail：DN□□1504□□→Ref.Page-Q~R

G

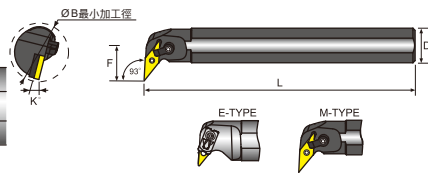
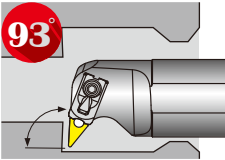
內徑車刀架
BORING BAR



- 推薦優先選用E-Type。
- Recommend you to choose our patent products E-Type.
- 套筒可另購→參考278~283頁
- Sleeve refer Page-278~283

EVUN

93°



本圖所示為右手刀(R)
Right-Hand Show

產品型號 Model No	材質 Shank	在庫 Stock		加工徑 Min. Bore Dia.		寸法 Dimension(mm)				刀片 Insert	零件 Parts						價格 Price
		R	L	ØB	D	F	L	K*	墊片 Shim		中心銷 Screw of shim	壓板 Clamp	螺絲 Screw	C扣環 Clasp	L型板手 Wrench		
S40T-EVUNR/L16	S	●	●	50	40	26	300	15	VN□□ 1604□□	SMV-322	LT-3	VN16	CS60E	C-5	LW025 LW030		
S50U-EVUNR/L16		●	●	63	50	32	350	12									

產品型號 Model No	材質 Shank	在庫 Stock		加工徑 Min. Bore Dia.		寸法 Dimension(mm)				刀片 Insert	零件 Parts					價格 Price
		R	L	ØB	D	F	L	K*	墊片 Shim		中心銷 Screw of shim	壓板 Clamp	雙頭螺絲 Screw	L型板手 Wrench		
S25R-MVUNR/L16	S	●	●	36	25	20	200	12	VN□□ 1604□□	SMV-322	LCS-513	CP50-22	CS70-21	CS70-22	LW020 LW030	
S32S-MVUNR/L16		●	●	42	32	22	250	17								
S40T-MVUNR/L16		●	●	50	40	26	300	15								
S50U-MVUNR/L16		●	●	63	50	32	350	12								

●刀片資料：VN□□1604□□→參考S頁
●Insert Detail：VN□□1604□□→Ref.Page-S

G
內徑車刀架
BORING BAR

E


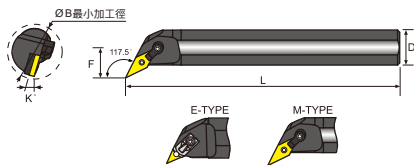
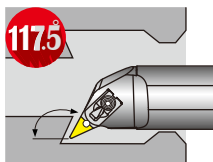
D

M
VN

S

S
W
ER/IR

- 推薦優先選用E-Type。
- Recommend you to choose our patent products E-Type.
- 套筒可另購→參考278~283頁
- Sleeve refer Page-278~283

EVQN

 本圖所示為右手刀 (R)
 Right-Hand Show

產品型號 Model No	材質 Shank	在庫 Stock		加工徑 Min. Bore Dia.		寸法 Dimension(mm)				刀片 Insert	零件 Parts						價格 Price
		R	L	ØB	D	F	L	K*	墊片 Shim		中心銷 Screw of shim	壓板 Clamp	螺絲 Screw	C扣環 Clasp	L型板手 Wrench		
S40T-EVQNR/L16	S	●	●	50	40	26	300	15	VN□□ 1604□□	SMV-322	LT-3	VN16	CS60E	C-5	LW025 LW030		
S50U-EVQNR/L16		●	●	63	50	32	350	12									

G

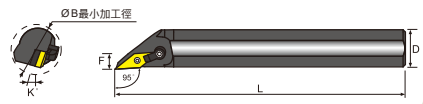
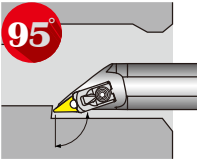
 內徑車刀架
 BORING BAR


產品型號 Model No	材質 Shank	在庫 Stock		加工徑 Min. Bore Dia.		寸法 Dimension(mm)				刀片 Insert	零件 Parts					價格 Price
		R	L	ØB	D	F	L	K*	墊片 Shim		中心銷 Screw of shim	壓板 Clamp	雙頭螺絲 Screw	L型板手 Wrench		
S25R-MVQNR/L16	S	●	●	32	25	20	200	12	VN□□ 1604□□	SMV-322	LCS-513	CP50-22	CS70-21	CS70-22	LW020 LW030	
S32S-MVQNR/L16		●	●	42	32	22	250	17								
S40T-MVQNR/L16		●	●	50	40	26	300	15								
S50U-MVQNR/L16		●	●	63	50	32	350	12								

- 刀片資料：VN□□1604□□→參考S頁
- Insert Detail：VN□□1604□□→Ref.Page-S

- 推薦優先選用E-Type。
- Recommend you to choose our patent products E-Type.
- 套筒可另購→參考278~283頁
- Sleeve refer Page-278~283

EVLN



本圖所示為右手刀(R)
Right-Hand Show

產品型號 Model No	材質 Shank	在庫 Stock		加工徑 Min. Bore Dia.		寸法 Dimension(mm)				刀片 Insert	零件 Parts						價格 Price
		R	L	ØB	D	F	L	K*	墊片 Shim		中心銷 Screw of shim	壓板 Clamp	螺絲 Screw	C扣環 Clasp	L型板手 Wrench		
S40T-EVLNR/L16	S	●	●	50	40	26	300	15	VN□□ 1604□□	SMV-322	LT-3	VN16	CS60E	C-5	LW025 LW030		
S50U-EVLNR/L16		●	●	63	50	32	350	12									

產品型號 Model No	材質 Shank	在庫 Stock		加工徑 Min. Bore Dia.		寸法 Dimension(mm)				刀片 Insert	零件 Parts					價格 Price
		R	L	ØB	D	F	L	K*	墊片 Shim		中心銷 Screw of shim	壓板 Clamp	雙頭螺絲 Screw	L型板手 Wrench		
S25R-MVLNR/L16	S	●	●	36	25	20	200	12	VN□□ 1604□□	SMV-322	LCS-513	CP50-24	CS70-21	LW020 LW030		
S32S-MVLNR/L16		●	●	42	32	22	250	17								
S40T-MVLNR/L16		●	●	50	40	26	300	15								
S50U-MVLNR/L16		●	●	63	50	32	350	12								

●刀片資料：VN□□1604□□→參考S頁
●Insert Detail：VN□□1604□□→Ref.Page-S

G
內徑車刀架
BORING BAR

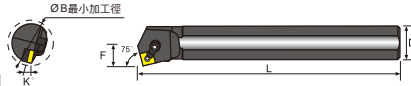
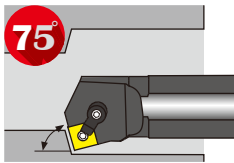
E

M

S

ER/IR

- 推薦優先選用E-Type。
- Recommend you to choose our patent products E-Type.
- 套筒可另購→參考278~283頁
- Sleeve refer Page-278~283

MSKN

 本圖所示為右手刀 (R)
 Right-Hand Show

產品型號 Model No	材質 Shank	在庫 Stock		加工徑 Min. Bore Dia	寸法 Dimension(mm)				刀片 Insert	零件 Parts					價格 Price
		R	L	ØB	D	F	L	K		墊片 Shim	中心銷 Screw of shim	壓板 Clamp	雙頭螺絲 Screw	L型扳手 Wrench	
S20R-MSKNR/L12	S	●	●	25	20	13	200	17	SN□□ 1204□□	-	LCS-511	CP50-21	CS70-20	LW025	
S25R-MSKNR/L12		●	●	32	25	17	200	14					CS70-21	LW025 LW030	
S32S-MSKNR/L12		●	●	40	32	22	250	14							
S40T-MSKNR/L12		●	●	50	40	27	300	12		SMS-432	LCS-617	CP50-22	CS70-22	LW030	
S50U-MSKNR/L12		●	●	63	50	35	350	12							

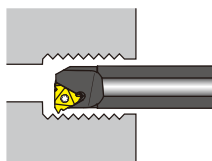
- 刀片資料：SN□□1204□□→參考T頁
- Insert Detail：SN□□1204□□→Ref.Page-T

G

 內徑車刀架
 BORING BAR


- 推薦優先選用E-Type。
- Recommend you to choose our patent products E-Type.
- 套筒可另購→參考278~283頁
- Sleeve refer Page-278~283

SINR/L



本圖所示為右手刀 (R)
Right-Hand Show

產品型號 Model No	材質 Shank	在庫 Stock		加工徑 Min. Bore Dia. 寸法 Dimension (mm)				刀片 Insert	零件 Parts						價格 Price			
		R	L	ØB	D	F	L		L1	墊片 Shim	墊片 Shim	螺絲 Screw	螺絲 Screw	旗型板手 Wrench		L型板手 Wrench		
SNR0005H-06	S	●		6.4	12	3.2	100	10	06IR			CS20		T-6				
SNR0008K-08		●		9	16	4.2	125	15	08IR			CS22		T-7				
SINR/L-1012-11		●	●	10	12	5.8	150	25	11IR/ER			CS30		T-10				
SINR/L-1210-11		●	●	12	10	6	150	25										
SINR/L-1216-11		●	●	12	16	6	150	25										
SINR/L-1516-11		●	●	15	16	7.5	150	30										
SINR/L-1616-16		●	●	16	16	8	150	20										
SINR/L-2016-16		●	●	20	16	10	150	20					CS35					
SINR/L-2420S-16		●	●	24	20	22.3	180	40	16IR/ER			CS35 115	CS6- 0306	T-15	LW025			
SINR/L-3025S-16		●	●	30	25	27.6	200	40		Al16	AE16							
SINR/L-3732S-16		●	●	37	32	34.5	250	45	22IR/ER			CS45 115	CS6- 0406	LW030				
SINR/L-3025S-22		●	●	30	25	28.7	200	40			Al22				AE22			
SINR/L-3732S-22		●	●	37	32	35	250	45										
SINR/L-0012-11-125		●	●	15	12	8	125	-	11IR/ER			CS30		T-10				
SINR/L-0016-16-150		●	●	19	16	10.9	150	-	16IR/ER			CS35		T-15				
CINR/L--0010-11		C	●		12	10	7	150	-	11IR/ER			CS30		T-10			
CINR/L-0012-11	●			15	12	8	150	-										
CINR/L-0016-16	●			15	16	10.9	150	-	16IR/ER					CS35			T-15	

●刀片資料：06IR、08IR、11ER/IR、16ER/IR→參考AT-AU頁
 ●Insert Detail：06IR、08IR、11ER/IR、16ER/IR→Ref.Page-AT-AU

- ER：右手刀片。Right hand insert.
- IR：左手刀片。Left hand insert.
- 套筒可另購→參考278~283頁
- Sleeve refer Page-278~283

G
內徑車刀架
BORING BAR

E

M

S

ER/IR