



# 益詮切削刀具

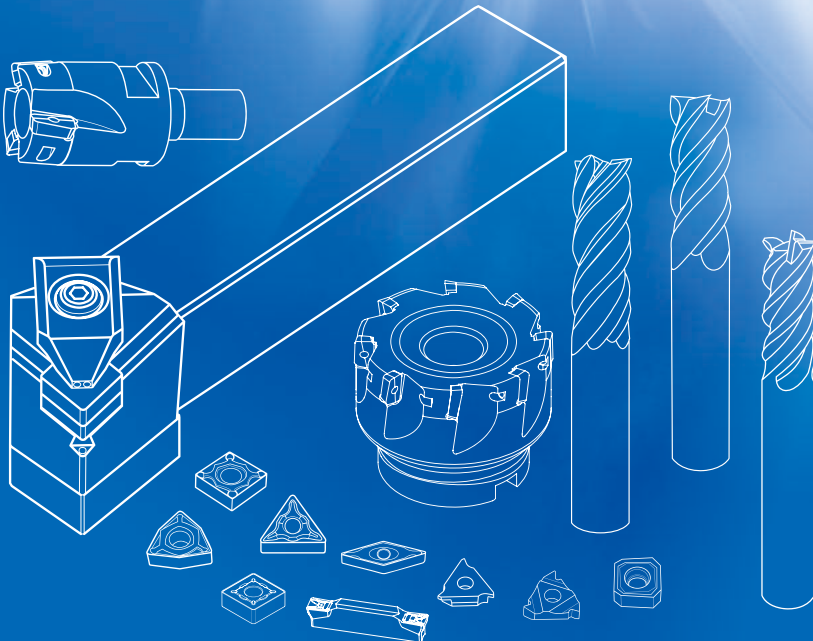
## ECHAINTOOL CUTTING TOOLS



A Pioneer Leads Taiwan  
Cutting Tools To World Market Arena.

有機床的地方就有益詮刀具

Wherever there are machint tools,  
there are ECHAIN Cutting Tools.



A  
刀片  
INSERT

B  
鎢鋼端銑刀  
CARBIDE END MILL

C  
外徑車刀架  
TOOL HOLDER

D  
外徑出水車刀架  
TOOL HOLDER  
WITH COOLANT

E  
走心式車刀架  
AUTOMATIC LATHES

F  
手工工具  
HAND TOOLS

G  
內徑車刀架  
BORING BAR

H  
切斷刀架  
GROOVING

I  
銑刀  
END MILL  
CUTTER

J  
快速鑽頭  
RAPID DRILL

K  
機床配件  
MACHINE  
ACCESSORIES

2018.03

# E


## 走心式車刀架

## Tool Holder For Automatic Lathes

### ◆走心式車刀系列索引表 114


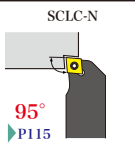
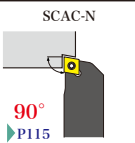

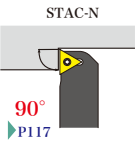
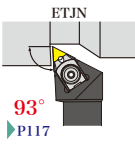

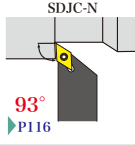
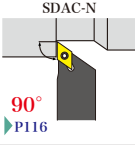

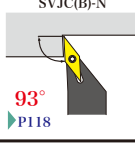
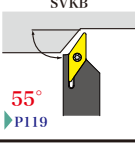
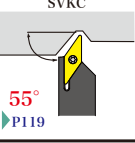

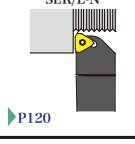

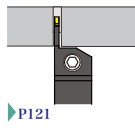
Automatic Lathes Series

SCLC-N	115
SCAC-N	115
SDJC-N	116
SDAC-N	116
STAC-N	117
ETJN	117
SVJC(B)-N	118
SVKB	119
SVKC	119
SER/L-N	120
EZH	121



# 走心式車刀系列索引表

Index Of Automatic Lathes Series

刀片形狀 Insert Type	加工方式 Tooling		
 80° 菱形 Diamond Type C	SCLC-N  95° ▶P115	SCAC-N  90° ▶P115	
 三角形 Triangular Type T	STAC-N  90° ▶P117	ETJN  93° ▶P117	
 55° 菱形 Diamond Type D	SDJC-N  93° ▶P116	SDAC-N  90° ▶P116	
 35° 菱形 Diamond Type V	SVJC(B)-N  93° ▶P118	SVKB  55° ▶P119	SVKC  55° ▶P119
 外徑牙刀 External Holder ER / IR	SER/L-N  ▶P120		
 切斷刀片 Grooving ECH	EZH  ▶P121		

 A  
刀片  
INSERT

 B  
鑄鋼端銑刀  
CARBIDE END MILL

 C  
外徑車刀架  
TOOL HOLDER

 D  
外徑出水車刀架  
TOOL HOLDER  
WITH COOLANT

 E  
走心式車刀架  
AUTOMATIC LATHES

 F  
手工具  
HAND TOOLS

 G  
內徑車刀架  
BORING BAR

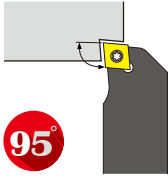
 H  
切斷刀架  
GROOVING

 I  
銑刀  
END MILL  
CUTTER

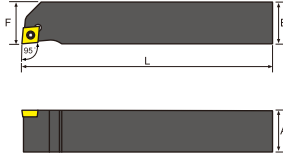
 J  
快速鑽頭  
RAPID DRILL

 K  
機床配件  
MACHINE  
ACCESSORIES

## SCLC-N



95°



本圖所示為右手刀(R)  
Right-Hand Show

在庫 Stock 寸法 Dimension(mm)

零件 Parts

產品型號 Model No

R

L

A

B

L

F



刀片  
Insert



螺絲  
Screw



旗型板手  
Wrench

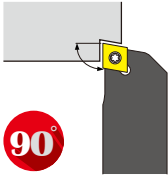
價格  
Price

產品型號 Model No	R	L	A	B	L	F	刀片 Insert	螺絲 Screw	旗型板手 Wrench	價格 Price
SCLCR/L-0808K06N	●	●	8	8	125	8	CC□□0602□□	CS25	T-8	
SCLCR/L-1010K06N	●	●	10	10	125	10				
SCLCR/L-1212K09N	●	●	12	12	125	12	CC□□09T3□□	CS35	T-15	
SCLCR/L-1616K09N	●	●	16	16	125	16				

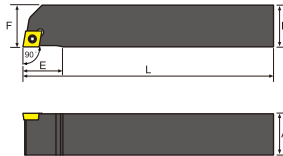
●刀片資料：CC□□0602□□、CC□□09T3□□→參考W~Y頁

●Insert Detail：CC□□0602□□、CC□□09T3□□→Ref.Page-W~Y

## SCAC-N



90°



本圖所示為右手刀(R)  
Right-Hand Show

在庫 Stock 寸法 Dimension(mm)

零件 Parts

產品型號 Model No

R

L

A

B

L

E

F



刀片  
Insert



螺絲  
Screw



旗型板手  
Wrench

價格  
Price

產品型號 Model No	R	L	A	B	L	E	F	刀片 Insert	螺絲 Screw	旗型板手 Wrench	價格 Price
SCACR/L-0808K06N	●	●	8	8	125	14	8	CC□□0602□□	CS25	T-8	
SCACR/L-1010K06N	●	●	10	10	125	10	10				
SCACR/L-1212K09N	●	●	12	12	125	13	12	CC□□09T3□□	CS35	T-15	

●刀片資料：CC□□0602□□、CC□□09T3□□→參考W~Y頁

●Insert Detail：CC□□0602□□、CC□□09T3□□→Ref.Page-W~Y

E

走心式車刀架  
AUTOMATIC LATHES

CC

D

E

T

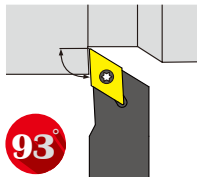

V

ER/IR

S

ECH

## SDJC-N


**93°**

 本圖所示為右手刀(R)  
 Right-Hand Show

在庫 Stock      寸法 Dimension(mm)

產品型號 Model No

R	L	A	B	L	E	F
●	●	10	10	125	14	10
●	●	12	12	125	18	12
●	●	12	12	125	18	12
●	●	16	16	125	30	16


 刀片  
 Insert

 螺絲  
 Screw

 旗型板手  
 Wrench

 價格  
 Price

零件 Parts

SDJCR/L-1010K07N	●	●	10	10	125	14	10	DC□□0702□□	CS25	T-8	
SDJCR/L-1212K07N	●	●	12	12	125	18	12				
SDJCR/L-1212K11N	●	●	12	12	125	18	12	DC□□11T3□□	CS35	T-15	
SDJCR/L-1616K11N	●	●	16	16	125	30	16				

●刀片資料：DC□□0702□□、DC□□11T3□□→參考AC-AD頁

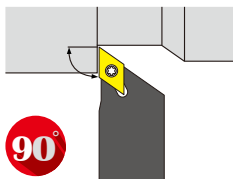
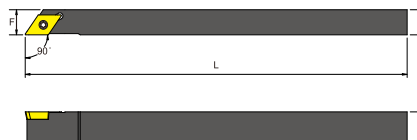
●Insert Detail：DC□□0702□□、DC□□11T3□□→Ref.Page-AC-AD

**E**

 走心式車刀架  
 AUTOMATIC LATHES


DC

## SDAC-N


**90°**

 本圖所示為右手刀(R)  
 Right-Hand Show

在庫 Stock      寸法 Dimension(mm)

產品型號 Model No

R	L	A	B	L	F
●	●	8	8	125	8
●	●	10	10	125	10
●	●	12	12	125	12
●	●	12	12	125	12
●	●	16	16	125	16


 刀片  
 Insert

 螺絲  
 Screw

 旗型板手  
 Wrench

 價格  
 Price

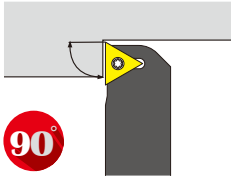
零件 Parts

SDACR/L-0808K07N	●	●	8	8	125	8	DC□□0702□□	CS25	T-8	
SDACR/L-1010K07N	●	●	10	10	125	10				
SDACR/L-1212K07N	●	●	12	12	125	12				
SDACR/L-1212K11N	●	●	12	12	125	12	DC□□11T3□□	CS35	T-15	
SDACR/L-1616K11N	●	●	16	16	125	16				

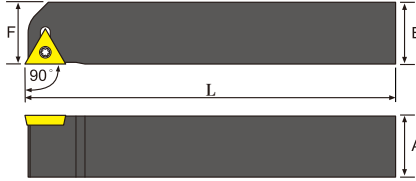
●刀片資料：DC□□0702□□、DC□□11T3□□→參考AC-AD頁

●Insert Detail：DC□□0702□□、DC□□11T3□□→Ref.Page-AC-AD

## STAC-N



90°



本圖所示為右手刀 (R)  
Right-Hand Show

在庫 Stock 寸法 Dimension(mm)



刀片 Insert



螺絲 Screw



旗型板手 Wrench

零件 Parts

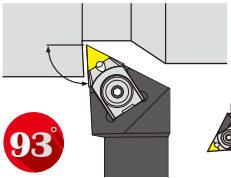
產品型號 Model No

產品型號 Model No	R	L	A	B	L	F	刀片 Insert	螺絲 Screw	旗型板手 Wrench	價格 Price
STACR/L-0808K09N	●	●	8	8	125	8	TC□□0902□□	CS22	T-7	
STACR/L-1010K09N	●	●	10	10	125	10	TC□□1102□□	CS25	T-8	
STACR/L-1212K11N	●	●	12	12	125	12				
STACR/L-1616K11N	●	●	16	16	125	16				


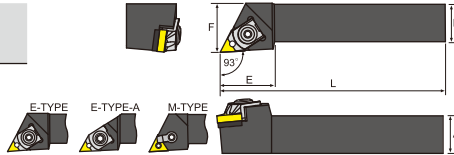
●刀片資料：TC□□0902□□、TC□□1102□□→參考Z-AB頁

●Insert Detail：TC□□0902□□、TC□□1102□□→Ref.Page-Z-AB

## ETJN



93°



本圖所示為右手刀 (R)  
Right-Hand Show

在庫 Stock

寸法 Dimension(mm)



刀片 Insert

零件 Parts

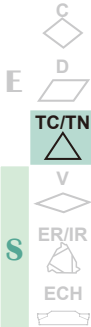
產品型號 Model No

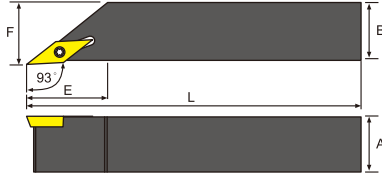
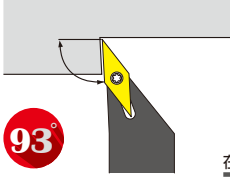
產品型號 Model No	R	L	A	B	L	E	F	刀片 Insert	墊片 Shim	中心銷 Screw of shim	壓板 Clamp	螺絲 Screw	C扣環 Clasp	L型板手 Wrench	價格 Price
ETJNR/L-1616K16	●	●	16	16	125	32	20	TN□□ 1604□□	SMT -322	LT-4	TN16-2	CS60E	C-5	LW025 LW030	

●刀片資料：TN□□1604□□→參考L-N頁

●Insert Detail：TN□□1604□□→Ref.Page-L~N

E  
走心式車刀架  
AUTOMATIC LATHES



**SVJC(B)-N**

 本圖所示為右手刀(R)  
 Right-Hand Show

**93°**

產品型號 Model No	在庫 Stock		寸法 Dimension(mm)					刀片 Insert	零件 Parts		
	R	L	A	B	L	E	F		螺絲 Screw	旗型板手 Wrench	價格 Price
SVJBR/L-1010K11N	●	●	10	10	125	18	10	VB□□1103□□	CS25	T-8	
SVJBR/L-1212K11N	●	●	12	12	125	18	12				
SVJBR/L-1616K11N	●	●	16	16	125	30	16				
SVJBR/L-1616K16N	●	●	16	16	125	30	16	VB□□1604□□	CS35	T-15	

●刀片資料：VB□□1103□□、VB□□1604□□→參考AK頁

●Insert Detail：VB□□1103□□、VB□□1604□□→Ref.Page-AK

**E**

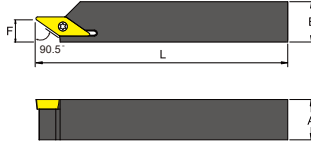
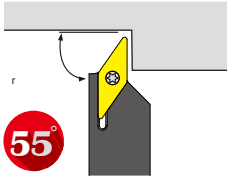
 走心式車刀架  
 AUTOMATIC LATHES


產品型號 Model No	在庫 Stock		寸法 Dimension(mm)					刀片 Insert	零件 Parts		
	R	L	A	B	L	E	F		螺絲 Screw	旗型板手 Wrench	價格 Price
SVJCR/L-1010K11N	●	●	10	10	125	18	10	VC□□1103□□	CS25	T-8	
SVJCR/L-1212K11N	●	●	12	12	125	18	12				
SVJCR/L-1616K11N	●	●	16	16	125	30	16				
SVJCR/L-1616K16N	●	●	16	16	125	30	16	VC□□1604□□	CS35	T-15	
SVJCR/L-2020K16N	●	●	20	20	125	30	25				

●刀片資料：VC□□1103□□、VC□□1604□□→參考AF~AG頁

●Insert Detail：VC□□1103□□、VC□□1604□□→Ref.Page-AF~AG




## SVKB



本圖所示為右手刀(R)  
Right-Hand Show

在庫 Stock 寸法 Dimension(mm)


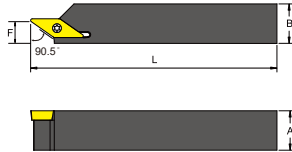
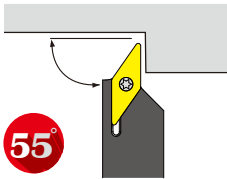
零件 Parts

產品型號 Model No	R	L	A	B	L	F	刀片 Insert 	螺絲 Screw 	旗型板手 Wrench Price 	價格 Price
SVKBR/L-1212K11	●	●	12	12	125	9	VB□□1103□□	CS25	T-8	
SVKBR/L-11616K11	●	●	16	16	125	9				

●刀片資料：VB□□1103□□→參考AK頁

●Insert Detail：VB□□1103□□→Ref.Page-AK




## SVKC



本圖所示為右手刀(R)  
Right-Hand Show

在庫 Stock 寸法 Dimension(mm)

零件 Parts

產品型號 Model No	R	L	A	B	L	E	F	刀片 Insert 	螺絲 Screw 	旗型板手 Wrench Price 	價格 Price
SVKCR/L-1212K11	●		12	12	125	15	9	VC□□1103□□	CS25	T-8	
SVKCR/L-1616K11	●		16	16	125	15	9				

●刀片資料：VC□□1103□□→參考AF-AG頁

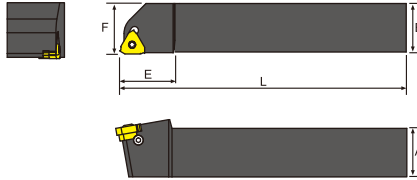
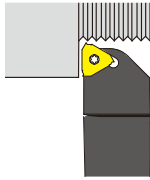
●Insert Detail：VC□□1103□□→Ref.Page-AF-AG

# E

走心式車刀架  
AUTOMATIC LATHES





**I SER/L-N**

 本圖所示為右手刀(R)  
 Right-Hand Show

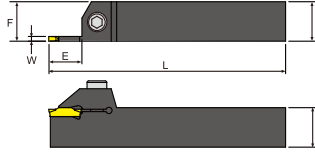
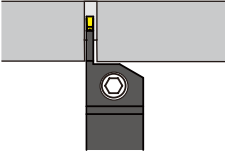
產品型號 Model No	在庫 Stock		寸法 Dimension(mm)					刀片 Insert	零件 Parts						價格 Price
	R	L	A	B	L	E	F		墊片 Shim	墊片 Shim	螺絲 Screw	螺絲 Screw	旗型板手 Wrench	L型板手 Wrench	
SER/L-1212K11N	●	●	12	12	125	20	12	11ER/IR			CS30		T-10		
SER/L-1010K16N	●	●	10	10	125	20	10	16ER/IR	-	-	CS35	-		-	
SER/L-1212K16N	●	●	12	12	125	20	12						T-15		
SER/L-1616K16N	●	●	16	16	125	25	16		AE16	AI16	CS35115	CS6-0306		LW025	

- 16ER：右手刀片，16IR：左手刀片。
- 16ER：Left hand insert, 16IR：Left hand insert.
- 刀片資料：11ER/IR、16ER/IR→參考AT~AU頁
- Insert Detail：11ER/IR、16ER/IR→Ref.Page-AT~AU

**E**

 走心式車刀架  
 AUTOMATIC LATHES


# EZH



本圖所示為右手刀 (R)  
Right-Hand Show

產品型號 Model No	在庫 Stock		寸法 Dimension(mm)					刀片 Insert	零件 Parts		價格 Price
	R	L	A x B	L	E	W	F	螺絲 Screw	L 型板手 Wrench		
EZHR/L-12K-2D-14	●	●	12 x 12	125	14	2	12	ECH200	CS35115	T15	
EZHR/L-12K-3D-14	●	●	12 x 12	125	14	3	12	ECH300			
EZHR/L-16D-2D-14	●	●	16 x 16	125	14	2	16	ECH200	CS6-50	LW040	
EZHR/L-16D-3D-16	●	●	16 x 16	125	16	3	16	ECH300			

- 刀片資料：ECH200、ECH300→參考AL頁
- Insert Detail：ECH200、ECH300→Ref.Page-AL

**E**  
走心式車刀架  
AUTOMATIC LATHES

